



TAKING THE SIDE OF
TERRORISTS – WHAT
AMERICANS THINK OF THOSE
WHO BLAME AMERICA AND
ISRAEL FOR TERRORISM

 McLaughlin & Associates



KEY TAKEAWAYS

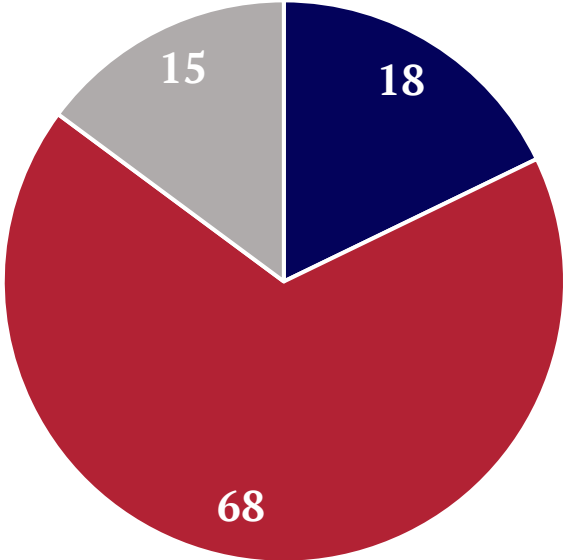
- Most Americans agree that elected officials who blame Israel for terrorism against Israelis also blame the United States for terrorism against Americans.
- Most Americans also believe that these elected officials are taking the side of Hamas and other terrorist groups.
- Most Americans also believe that American elected officials who blame Israel and U.S. for terrorism make Israel and the U.S. less safe.
- Large majorities of Republicans and Democrats would support a primary challenger to an incumbent of their own party who blames Israel and the U.S. for terrorism.

MOST BLAME TERRORIST IDEOLOGY MORE THAN U.S. OR ISRAELI POLICY FOR TERRORISM

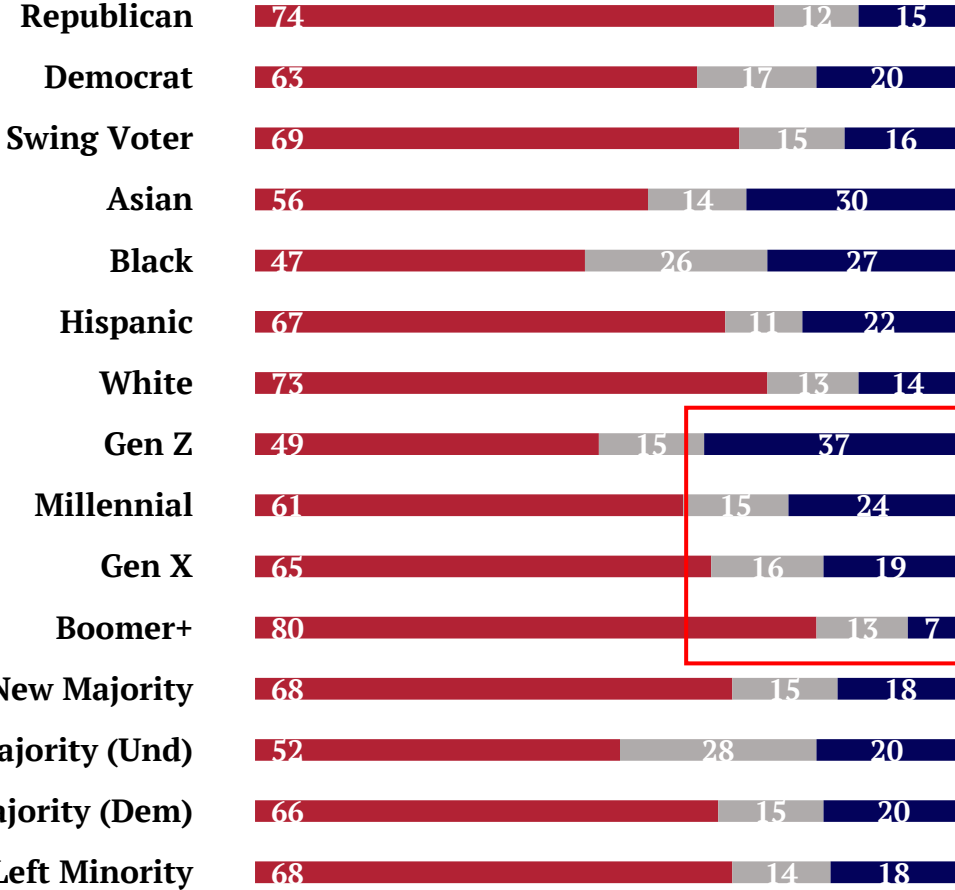
There is a significant age divide, with younger voters more likely to blame Israeli and U.S. policies than older voters.

Would you say terrorism against Israel and the United States is caused more by:

- 1. The policies of the Israeli and American government.
- 2. An ideology of hate and violence.



■ Israeli/USA Policies ■ Terrorist Ideology ■ Don't Know
(See Appendix for more detailed crosstab charts)



*New Majority voters are determined through a screener survey of statements, asking respondents to rank their agreement on a 0 to 10 scale, as well as the intensity of their approval of the president and party preference on the generic ballot. New Maj (Und) are those who are on the generic ballot, New Maj (Dem) are those who are leaning toward a Democrat but show affinity for New Majority messaging.

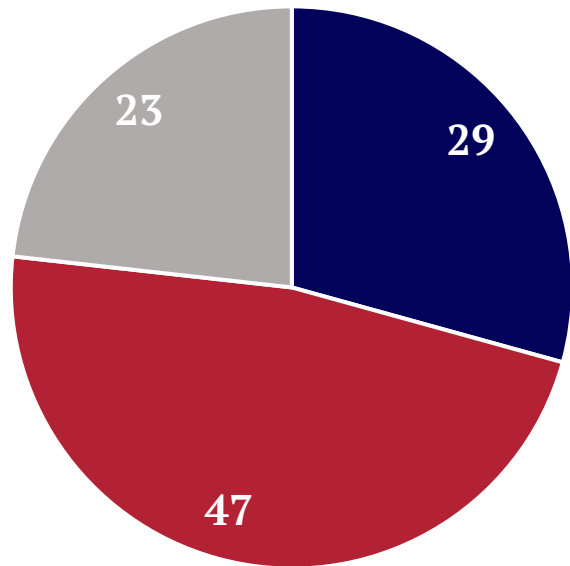


PLURALITY AGREES IT IS ANTISEMITIC TO BLAME ISRAEL FOR THE HAMAS TERRORIST ATTACK

Age divide is not as pronounced on antisemitism as with the question on cause of terrorism.

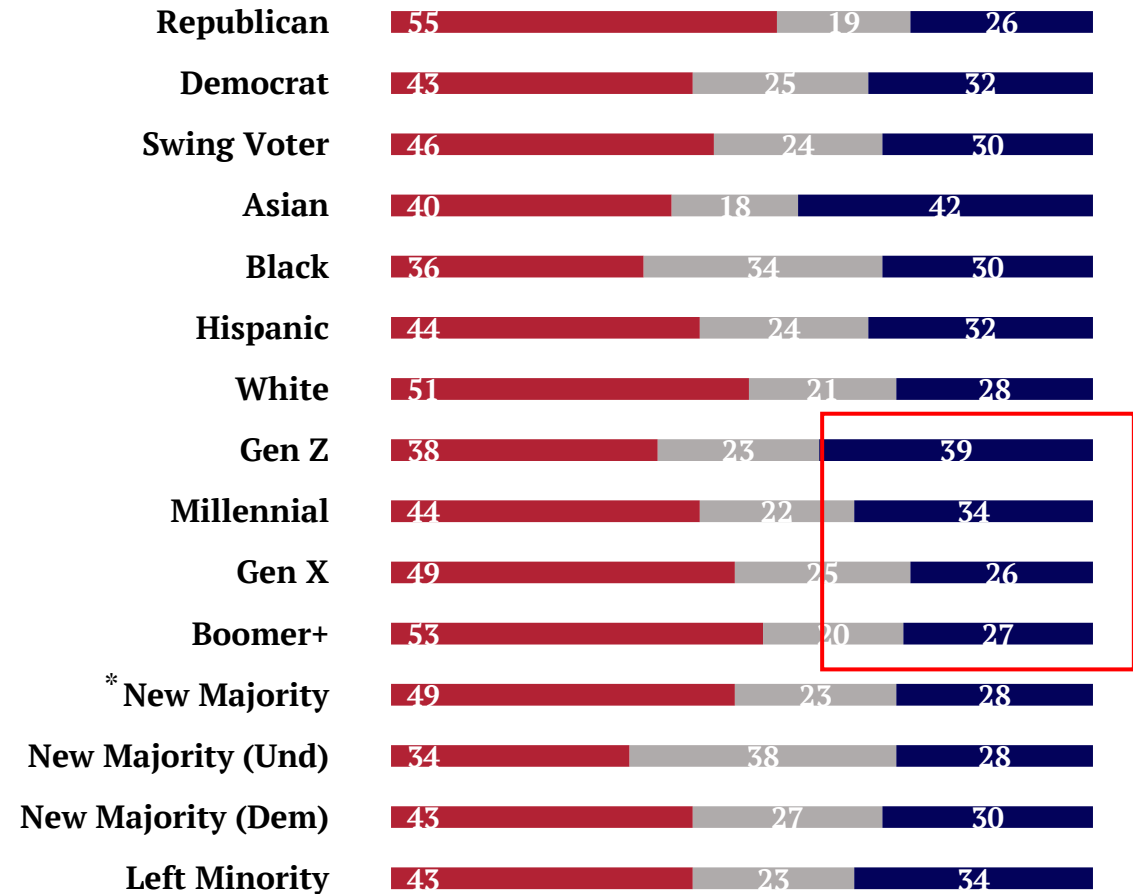
Antisemitism is defined as “hostility to or prejudice against Jewish people.”

Do you agree or disagree that it is antisemitic to blame Israel for the recent Hamas terrorist attack that killed over 1,400 Israelis?



■ Disagree ■ Agree ■ Don't Know

(See Appendix for more detailed crosstab charts)

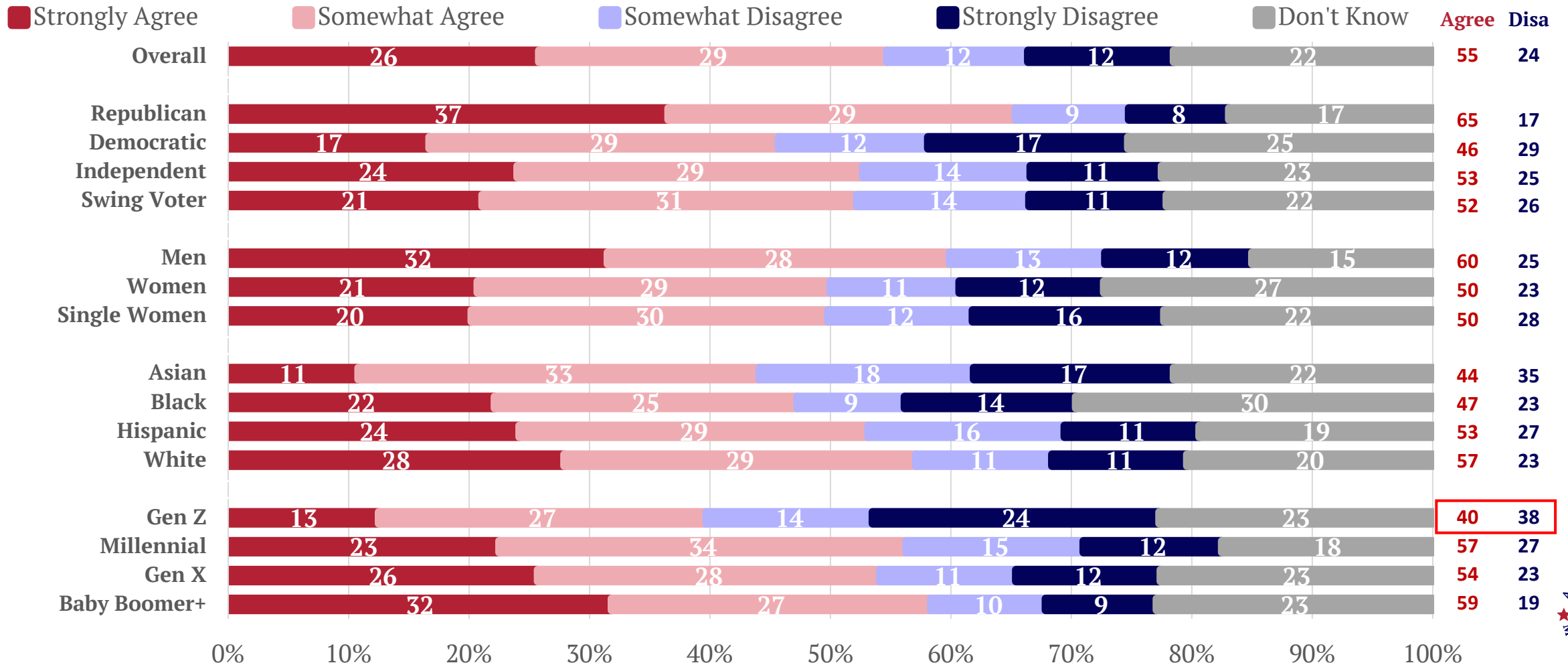


*New Majority voters are determined through a screener survey of statements, asking respondents to rank their agreement on a 0 to 10 scale, as well as the intensity of their approval of the president and party preference on the generic ballot. New Maj (Und) are those who are on the generic ballot, New Maj (Dem) are those who are leaning toward a Democrat but show affinity for New Majority messaging.



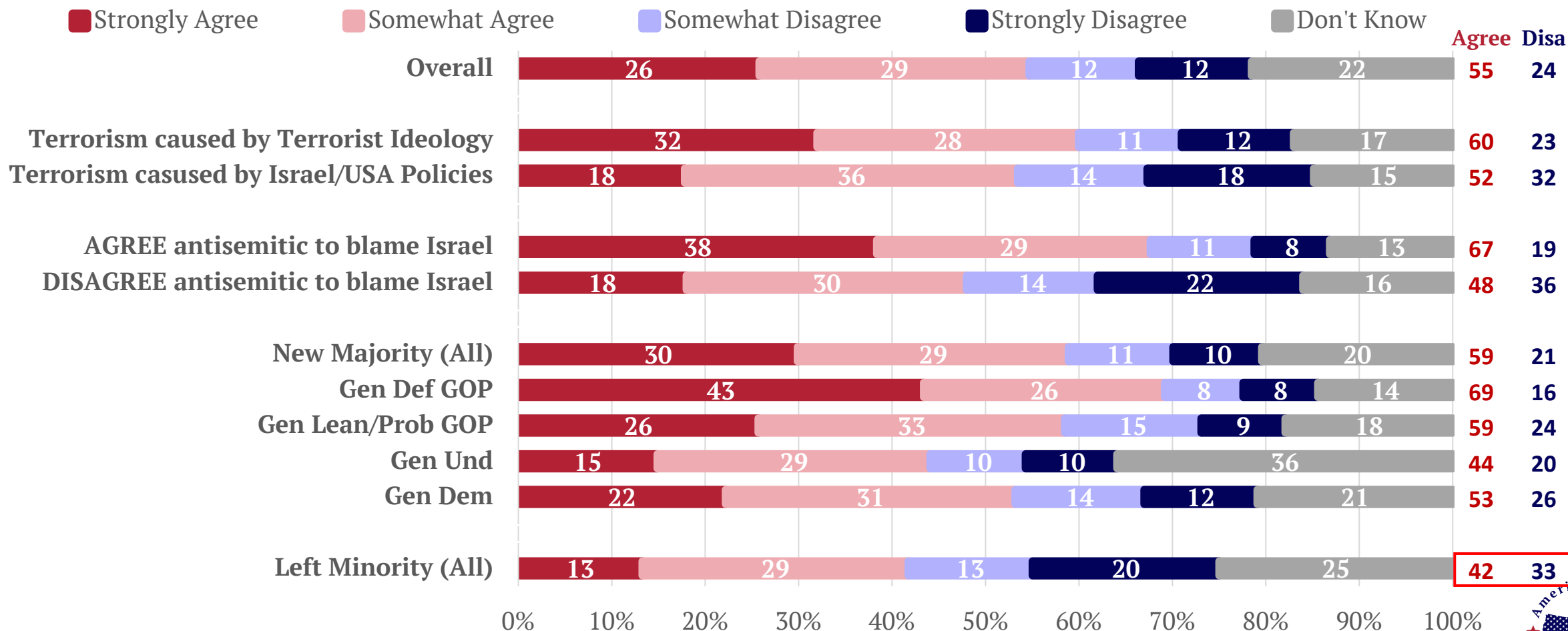
MOST AGREE - ELECTED OFFICIALS WHO BLAME ISRAEL ALSO BLAME AMERICA FOR TERRORISM

“Do you agree or disagree that American elected officials who blame Israel for terrorist attacks against Israelis are also likely to blame America for terrorist attacks against Americans?”



WEDGE: LEFT MINORITY DIVIDED IF ELECTED OFFICIALS WHO BLAME ISRAEL WOULD ALSO BLAME AMERICA

“Do you agree or disagree that American elected officials who blame Israel for terrorist attacks against Israelis are also likely to blame America for terrorist attacks against Americans?”

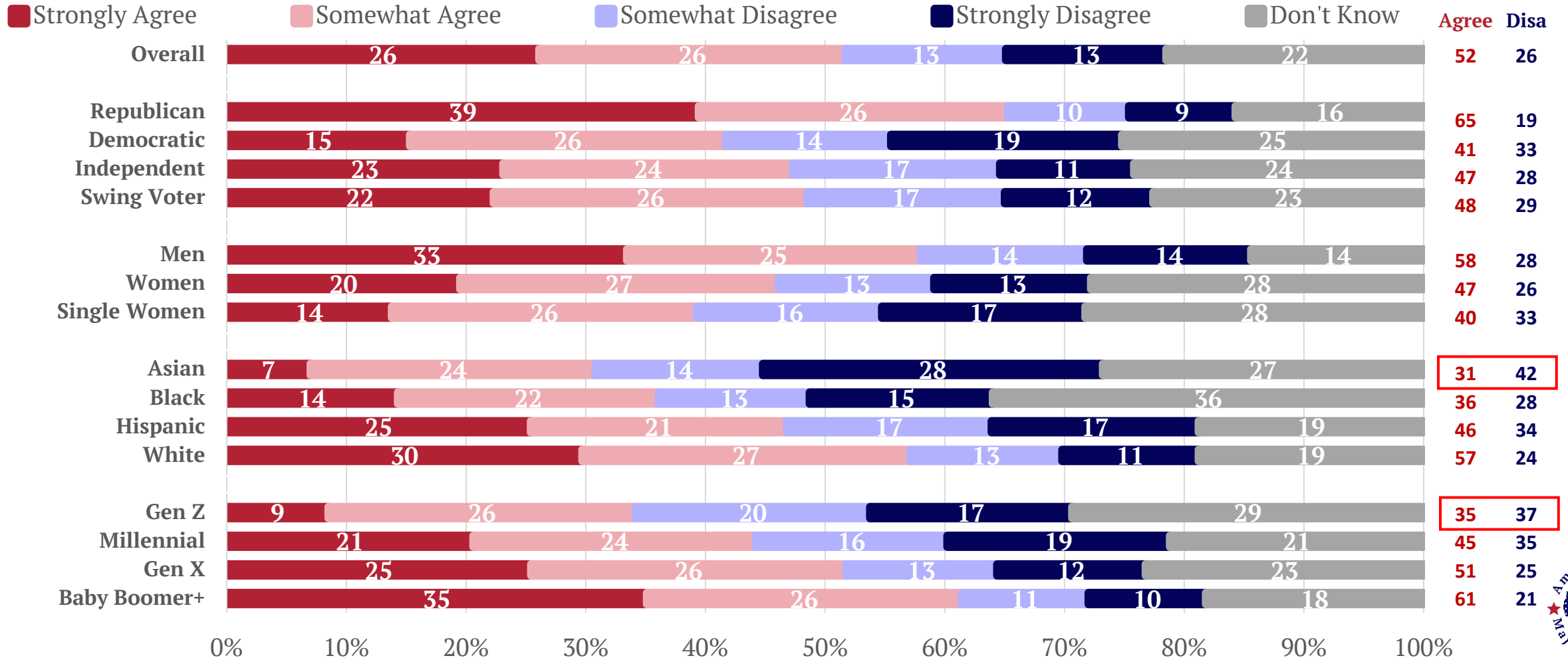


*New Majority voters are determined through a screener survey of statements, asking respondents to rank their agreement on a 0 to 10 scale, as well as the intensity of their approval of the president and party preference on the generic ballot.



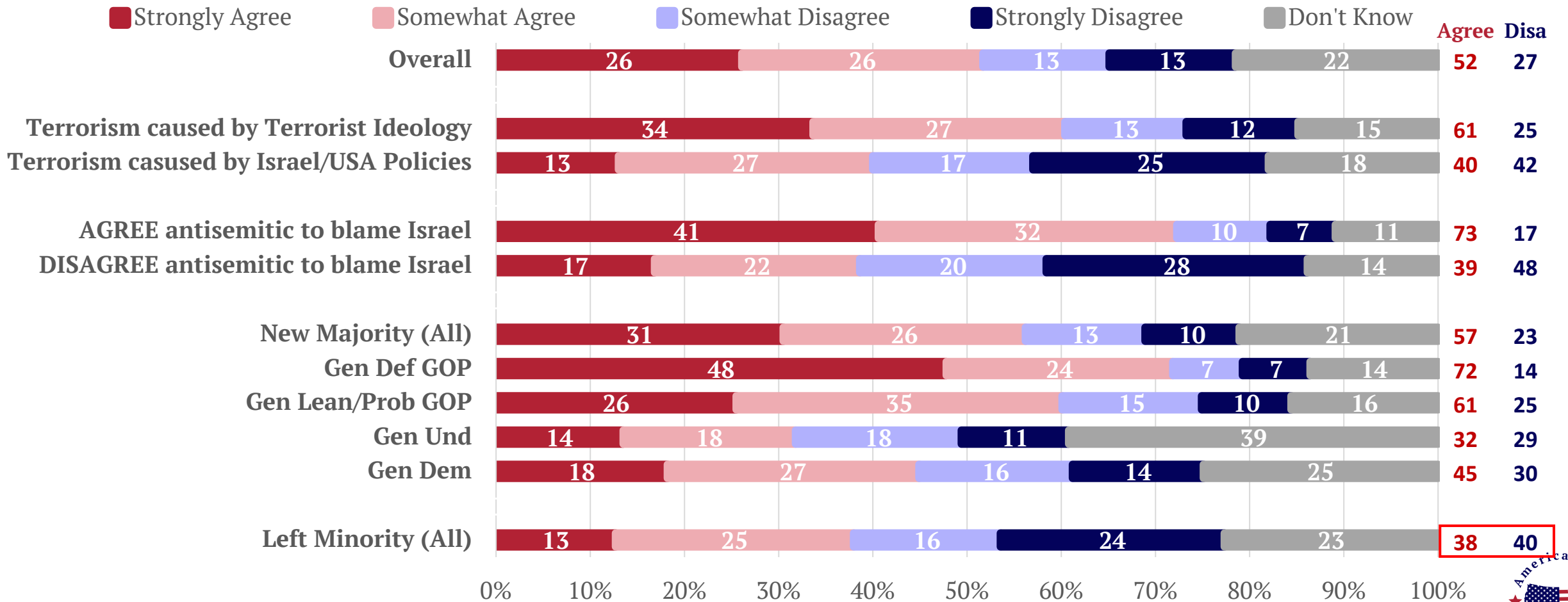
MOST AGREE BLAMING AMERICA AND ISRAEL FOR TERRORISM IS TAKING SIDE OF THE TERRORISTS

“Do you agree or disagree that American elected officials who blame America and Israel for terrorist attacks are taking the side of Hamas and other terrorist groups?”



WEDGE: LEFT MINORITY DIVIDED ON IF BLAMING ISRAEL AND AMERICA IS TAKING SIDE OF HAMAS

“Do you agree or disagree that American elected officials who blame America and Israel for terrorist attacks are taking the side of Hamas and other terrorist groups?”



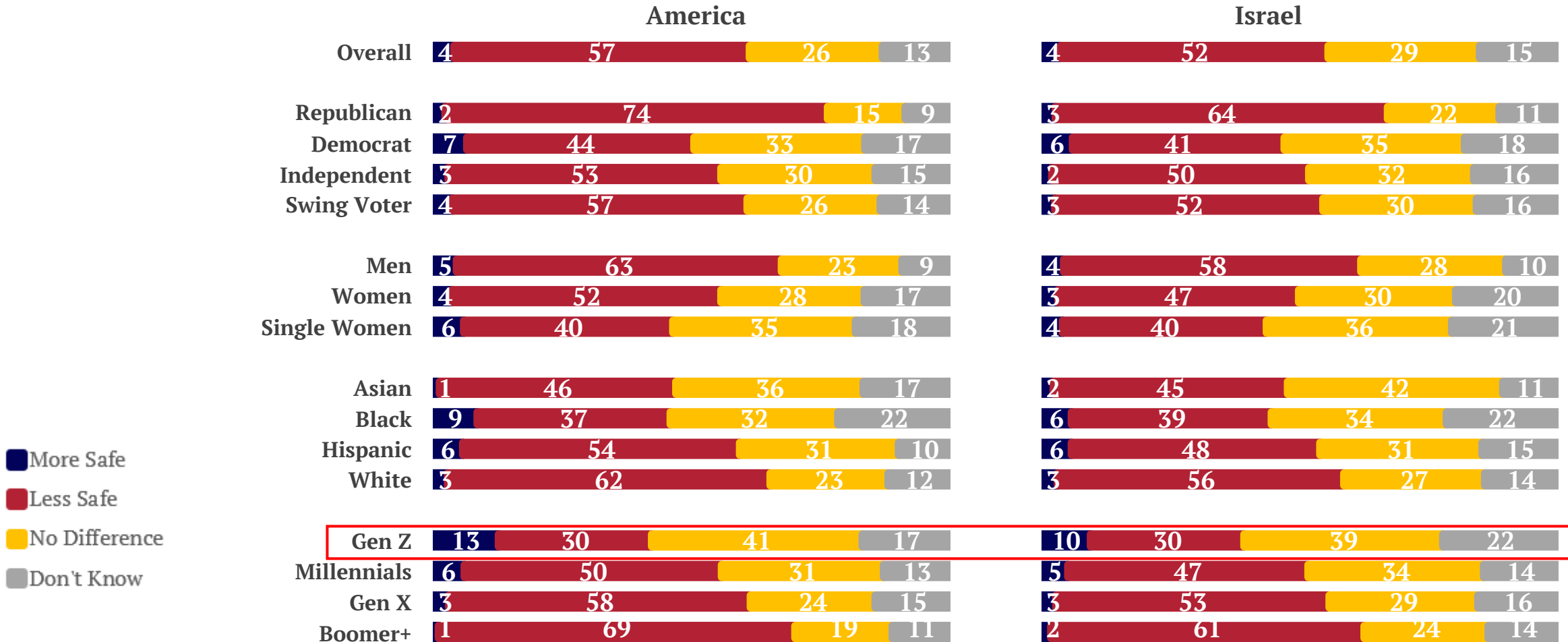
*New Majority voters are determined through a screener survey of statements, asking respondents to rank their agreement on a 0 to 10 scale, as well as the intensity of their approval of the president and party preference on the generic ballot.



MOST BELIEVE BLAMING U.S. AND ISRAEL FOR TERRORISM MAKES U.S AND ISRAEL LESS SAFE

Gen Z is the only group for whom a plurality say it makes no difference.

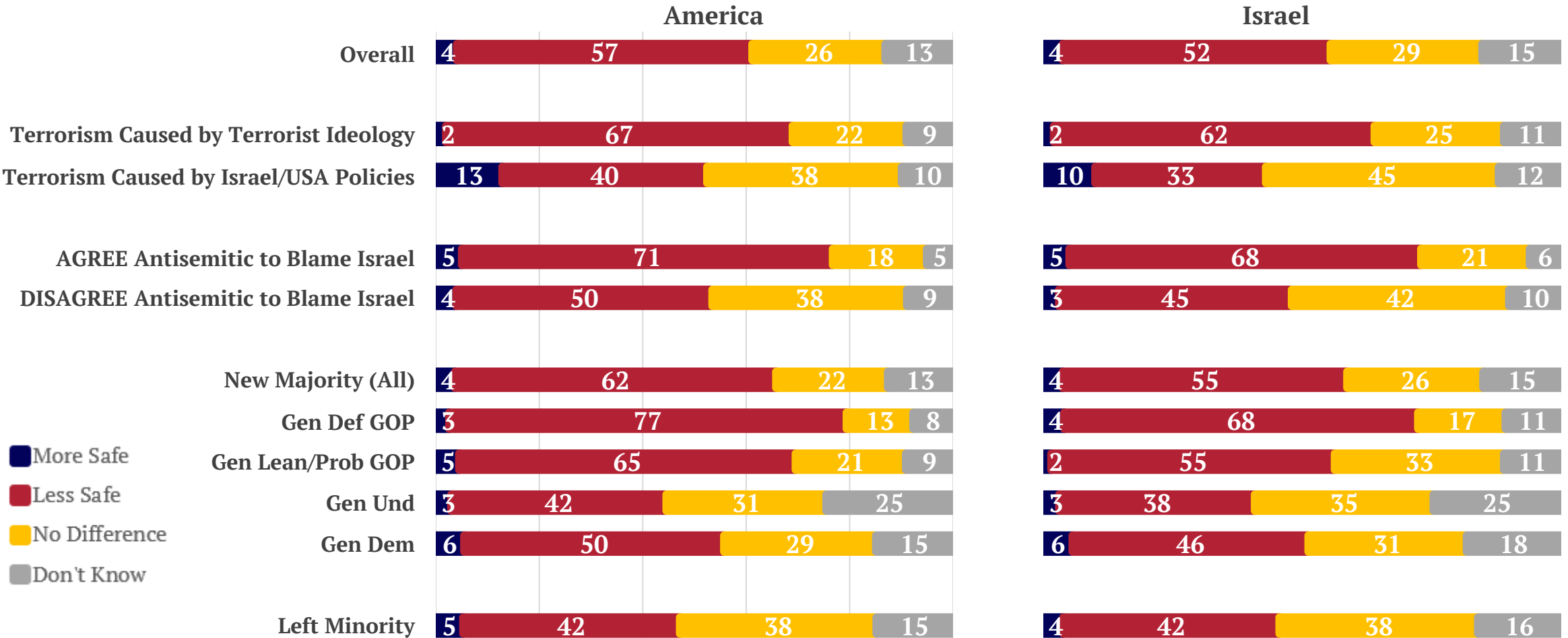
“Do you believe American elected officials who blame America and Israel for terrorist attacks make _____ more safe, less safe, or no difference?”



MOST BELIEVE BLAMING U.S. AND ISRAEL FOR TERRORISM MAKES U.S AND ISRAEL LESS SAFE

Belief is stronger about the making the U.S. less safe.

“Do you believe American elected officials who blame America and Israel for terrorist attacks make _____ more safe, less safe, or no difference?”



■ More Safe
■ Less Safe
■ No Difference
■ Don't Know

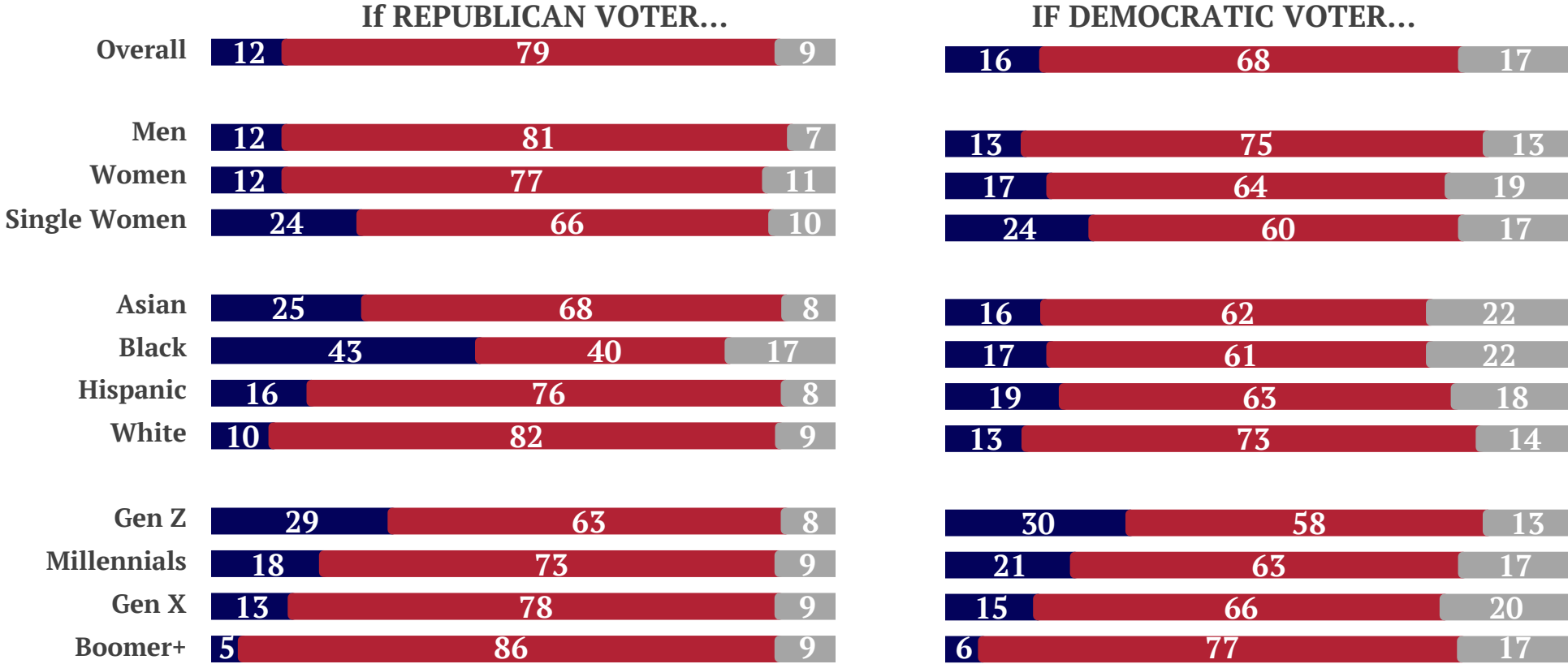
*New Majority voters are determined through a screener survey of statements, asking respondents to rank their agreement on a 0 to 10 scale, as well as the intensity of their approval of the president and party preference on the generic ballot.



LARGE MAJORITIES OF DEMOCRATS AND REPUBLICANS WOULD SUPPORT PRIMARY CHALLENGER OVER AN INCUMBENT WHO BLAMES ISRAEL & U.S. FOR TERRORISM

“Which candidate for Congress would you be most likely to support in a _____ primary election?”

1. A current _____ member of Congress who blames America and Israel for terrorist attacks against their own people.
2. A _____ challenger who blames the terrorists for terrorist attacks against Americans and Israelis.



■ Current Member
■ Challenger
■ Don't Know

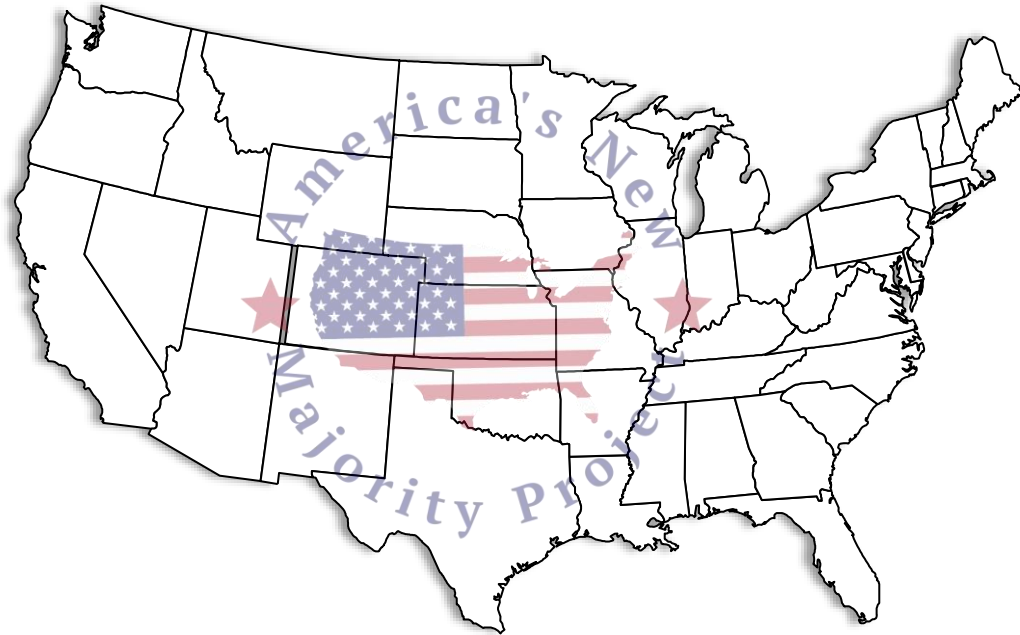


Methodology

Mclaughlin & Associates partnered with Gingrich360 to conduct a national survey for America's New Majority Project. This national survey was conducted among 2,000 registered voters between October 19-22, 2023.

All interviews were conducted online. Survey invitations were distributed randomly within predetermined geographic units. These units were structured to correlate with actual general election turnout.

The sample of 2,000 registered voters has an accuracy of +/- 2.2% at a 95% confidence interval. The numbers in this presentation have been rounded and may not equal 100%.



New England	5%
Middle Atlantic	13%
East North Central	16%
West North Central	6%
South Atlantic	21%
East South Central	6%
West South Central	11%
Mountain	7%
Pacific	15%

18-29	15%
30-40	17%
41-55	25%
56-65	19%
66+	24%

White	68%
Hispanic	13%
Black	13%
Asian	4%
Other	2%

Male	47%
Female	53%

Democratic	36%
Republican	37%
Independent	27%

Less/4yr College	66%
Bachelor's/P.G	34%

