



**MEASURING SUPPORT FOR U.S.  
STRIKES ON IRAN**  
Responding to Attacks on U.S.  
Troops By Iranian-Backed Militias

 McLaughlin & Associates

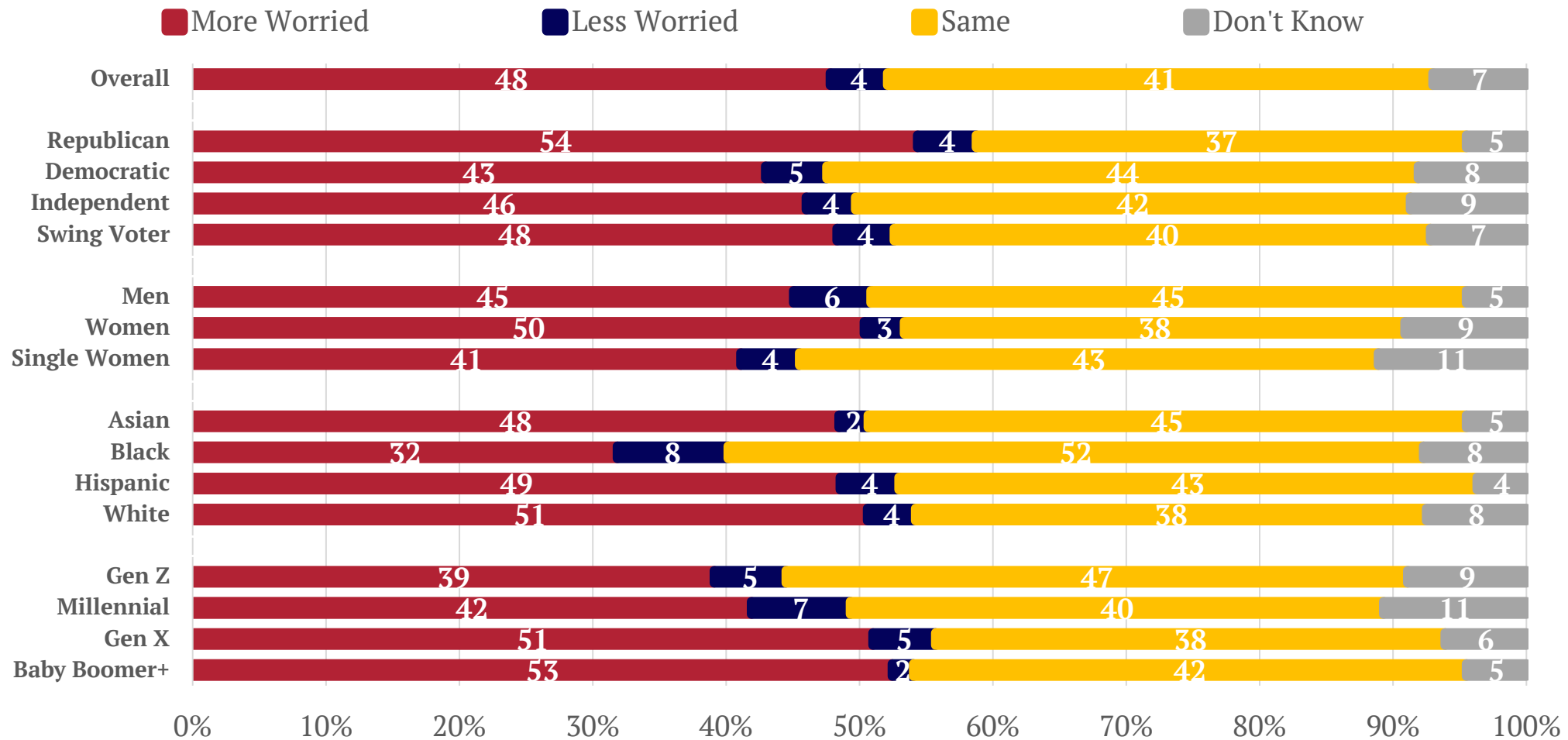


# KEY TAKEAWAYS

- Since the Israel-Hamas war began, a plurality of Americans have been more worried about attacks against U.S. troops stationed in the Middle East.
- However, a plurality disagree that a ceasefire between Israel and Hamas would stop the attacks on U.S. troops.
- A plurality also agree that President Biden is not doing enough to protect U.S. troops stationed in the Middle East.
- A majority support U.S. strikes on Iran in response to attacks on U.S. troops by Iranian-backed militias and terrorist groups.
- Americans are divided on what will lead to a lasting peace in the Middle East.

# A Plurality of Americans Are More Worried About Attacks Against U.S. Troops

“Since the Israel-Hamas war began, have you been more worried, the same amount of worried, or less worried about attacks on U.S. troops stationed in the Middle East?”



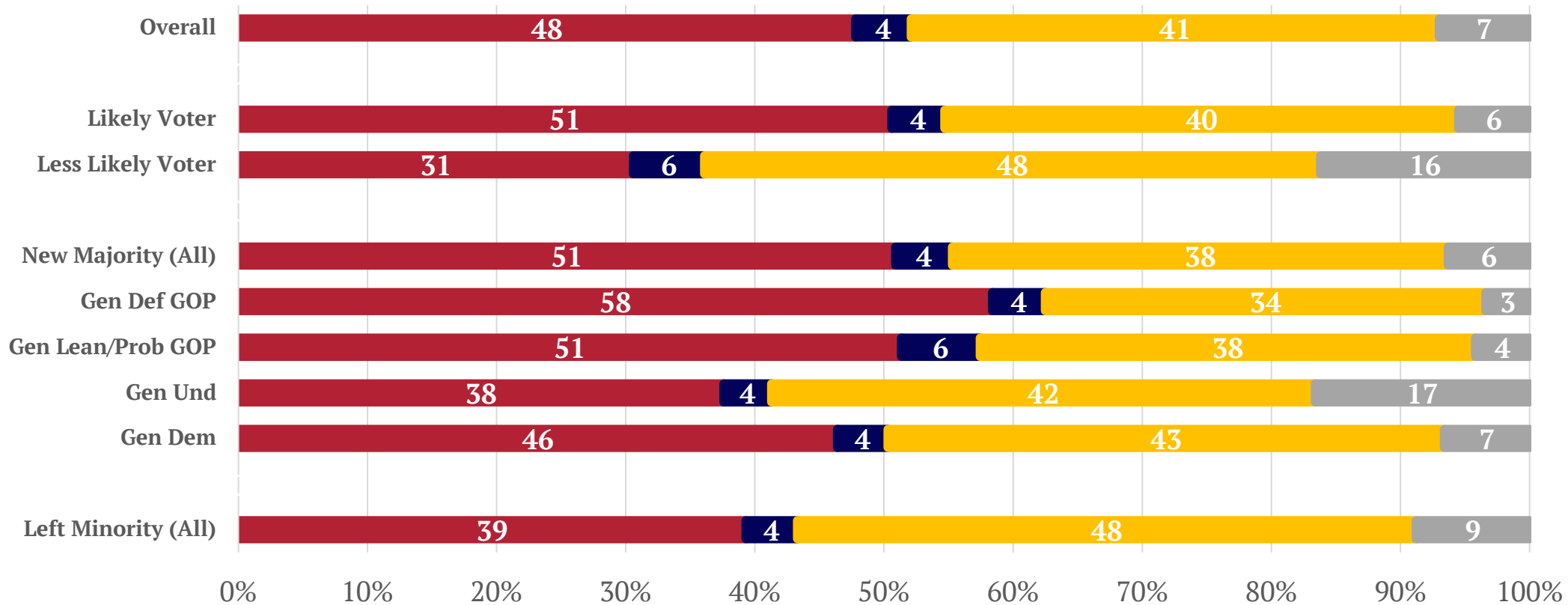
Split Sample: 1000 voters.



# Most New Majority Voters Are More Worried About Attacks Against U.S. Troops

“Since the Israel-Hamas war began, have you been more worried, the same amount of worried, or less worried about attacks on U.S. troops stationed in the Middle East?”

■ More Worried
 ■ Less Worried
 ■ Same
 ■ Don't Know

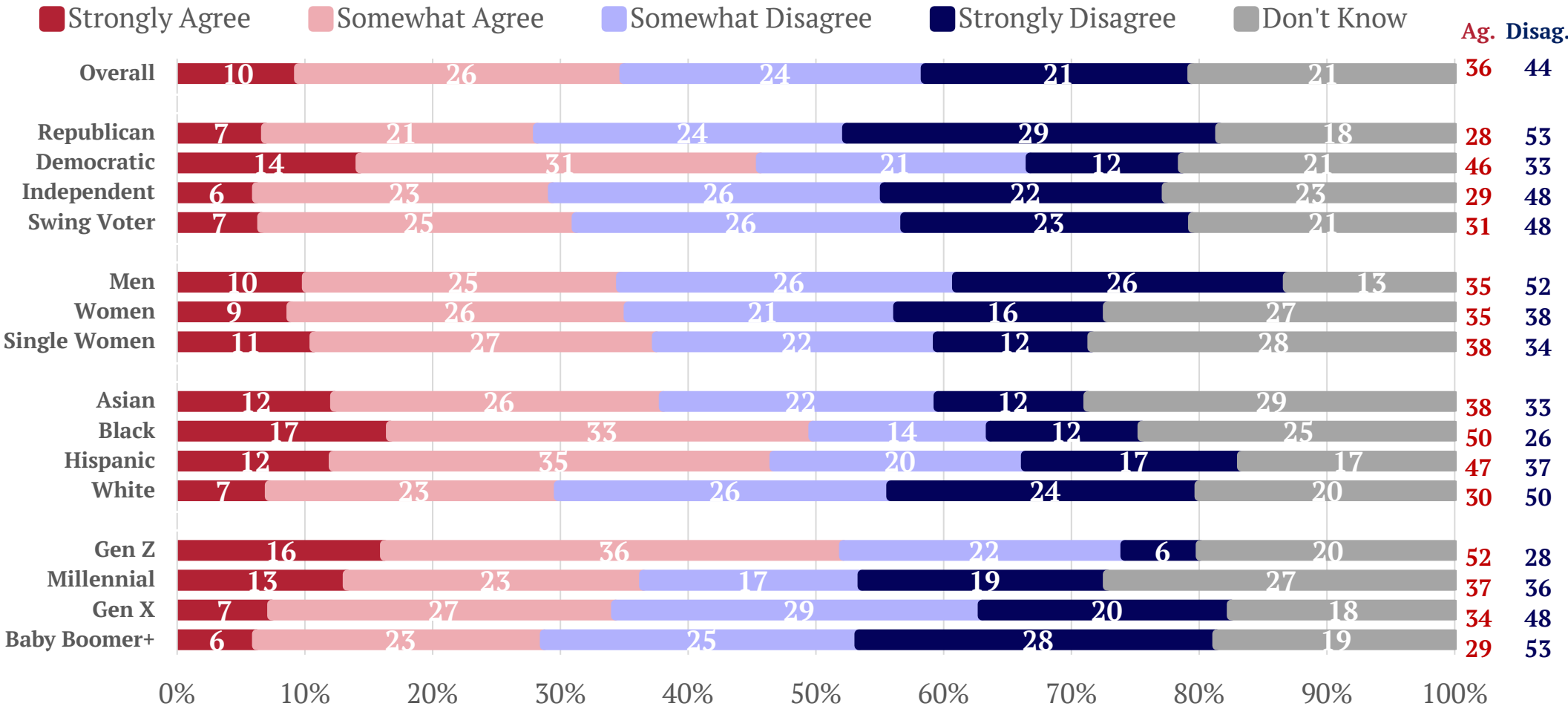


\*Split Sample: 1000 voters. New Majority voters are determined through a screener survey of statements, asking respondents to rank their agreement on a 0 to 10 scale, as well as the intensity of their approval of the president and party preference on the generic ballot.



# More Disagree That An Israel-Hamas Ceasefire Would Stop Attacks on U.S. Troops By Iranian-Backed Groups

“Do you agree or disagree that a ceasefire between Israel and Hamas would stop the attacks by Iranian-backed militias and terrorist groups on U.S. troops stationed in the Middle East?”

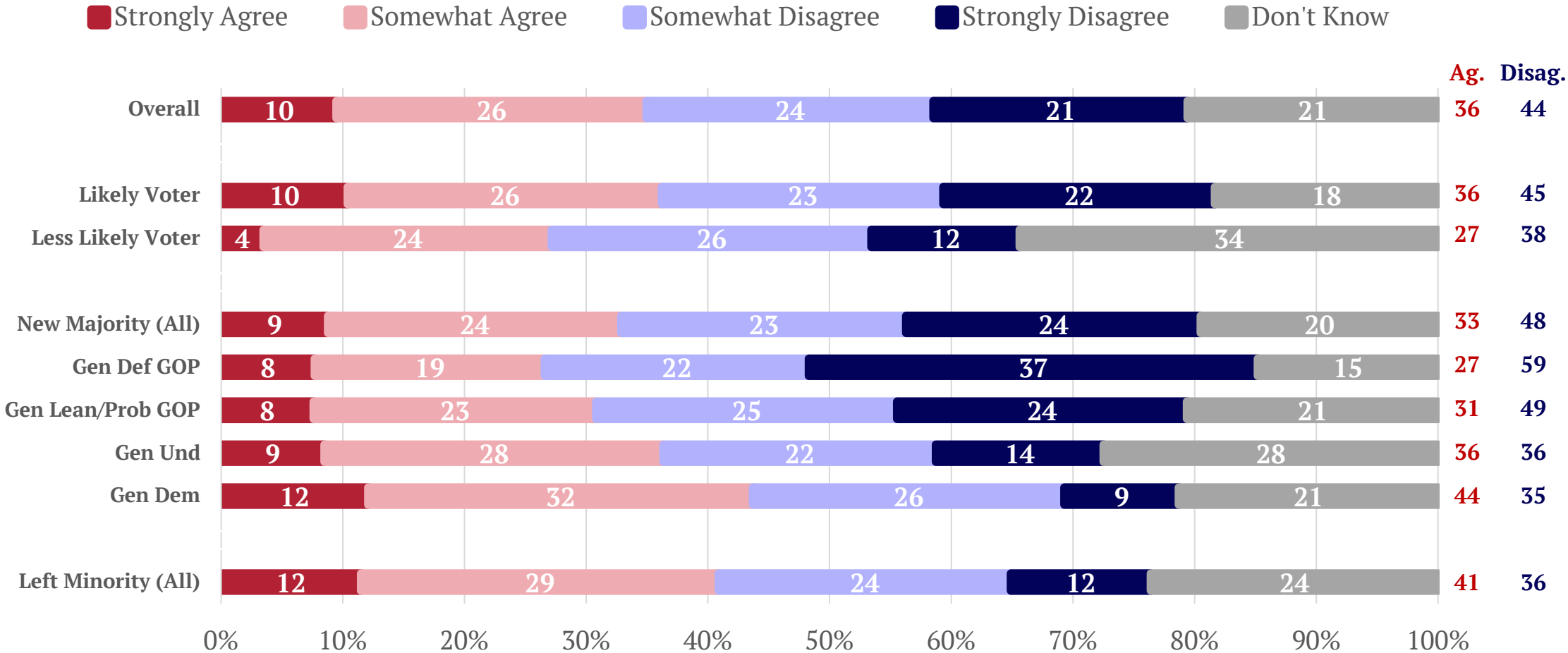


Split Sample: 1000 voters.



# More Disagree That An Israel-Hamas Ceasefire Would Stop Attacks on U.S. Troops By Iranian-Backed Groups

“Do you agree or disagree that a ceasefire between Israel and Hamas would stop the attacks by Iranian-backed militias and terrorist groups on U.S. troops stationed in the Middle East?”

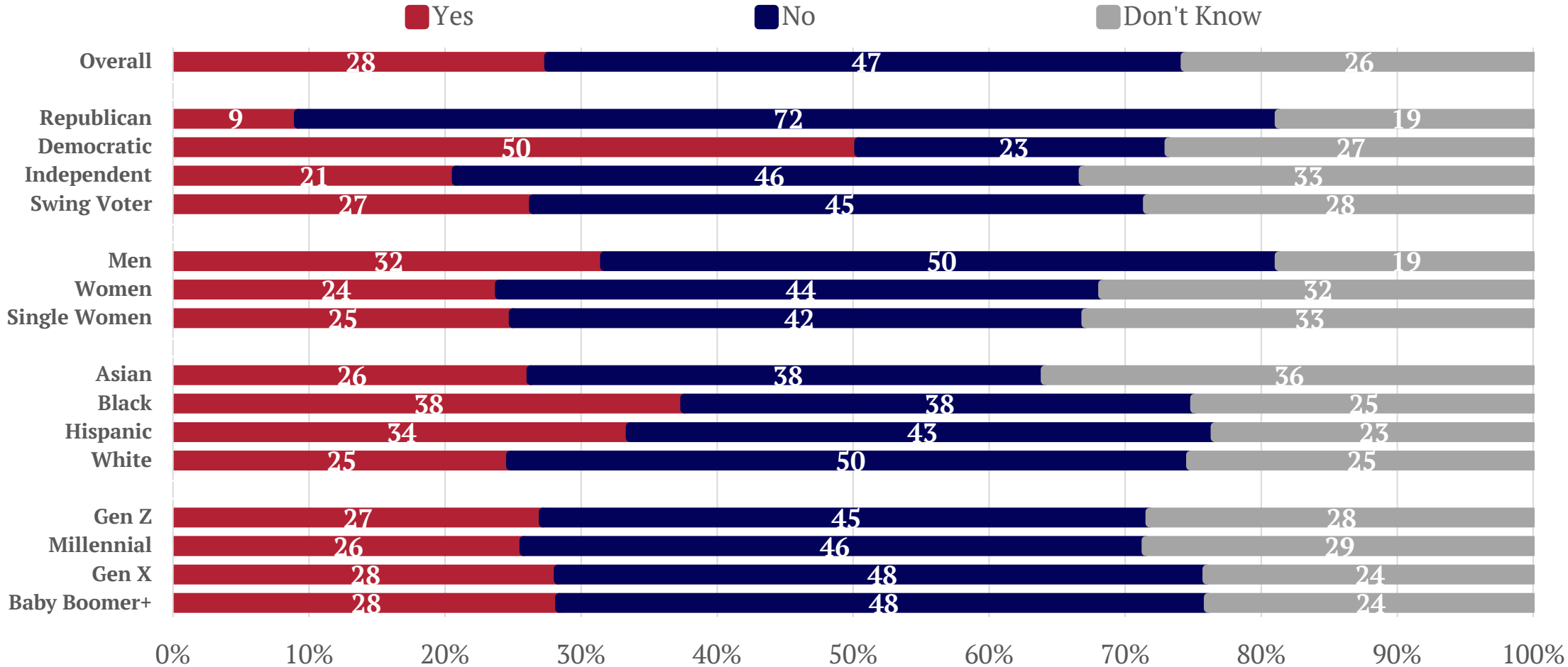


\*Split Sample: 1000 voters. New Majority voters are determined through a screener survey of statements, asking respondents to rank their agreement on a 0 to 10 scale, as well as the intensity of their approval of the president and party preference on the generic ballot.



# Plurality Say Biden Not Doing Enough to Defend U.S. Troops Against Attacks By Iranian-Funded Groups

“Is President Biden doing enough to defend the U.S. troops against attacks by militias and terrorist groups funded and armed by Iran?”

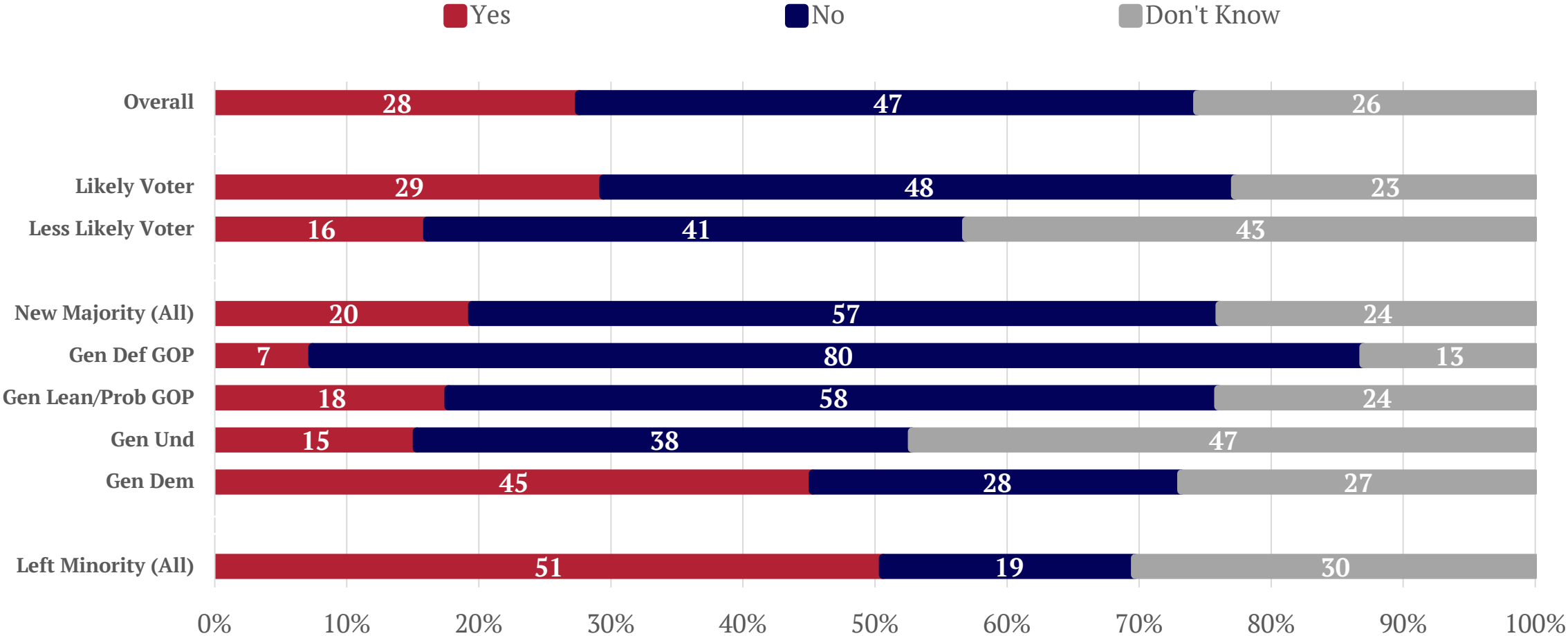


Split Sample: 1000 voters.



# Nearly 6-in-10 New Majority Voters Say Biden Is Not Doing Enough to Protect U.S. Troops

“Is President Biden doing enough to defend the U.S. troops against attacks by militias and terrorist groups funded and armed by Iran?”



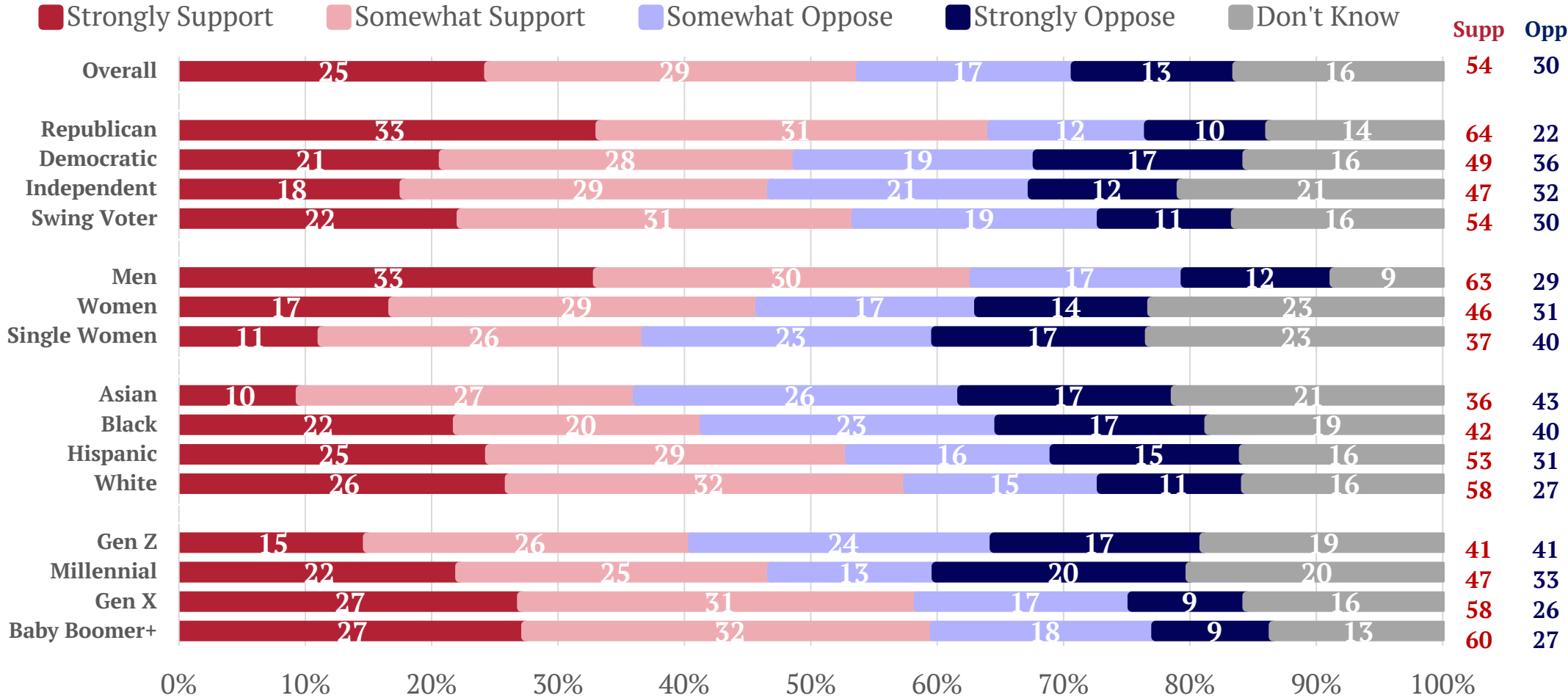
\*Split Sample: 1000 voters. New Majority voters are determined through a screener survey of statements, asking respondents to rank their agreement on a 0 to 10 scale, as well as the intensity of their approval of the president and party preference on the generic ballot.





# Majority Support Direct Attacks on Iran In Response to Attacks on U.S. Troops By Iranian-Backed Groups

“Would you support or oppose the United States launching direct attacks on Iran in response to attacks on U.S. troops by militias and terrorist groups funded and armed by Iran?”

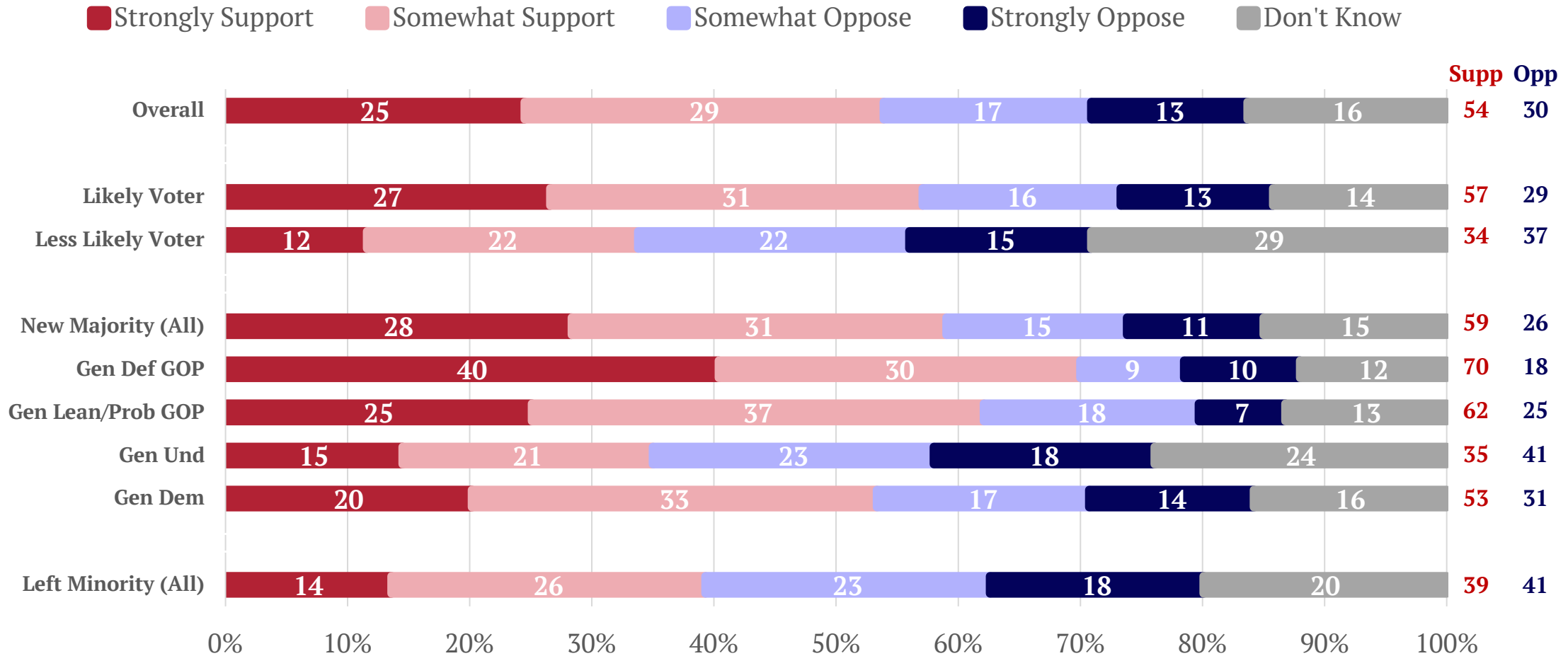


Split Sample: 1000 voters.



# 6-in-10 New Majority Voters Support Direct Attacks on Iran In Response to Attacks on U.S. Troops

“Would you support or oppose the United States launching direct attacks on Iran in response to attacks on U.S. troops by militias and terrorist groups funded and armed by Iran?”

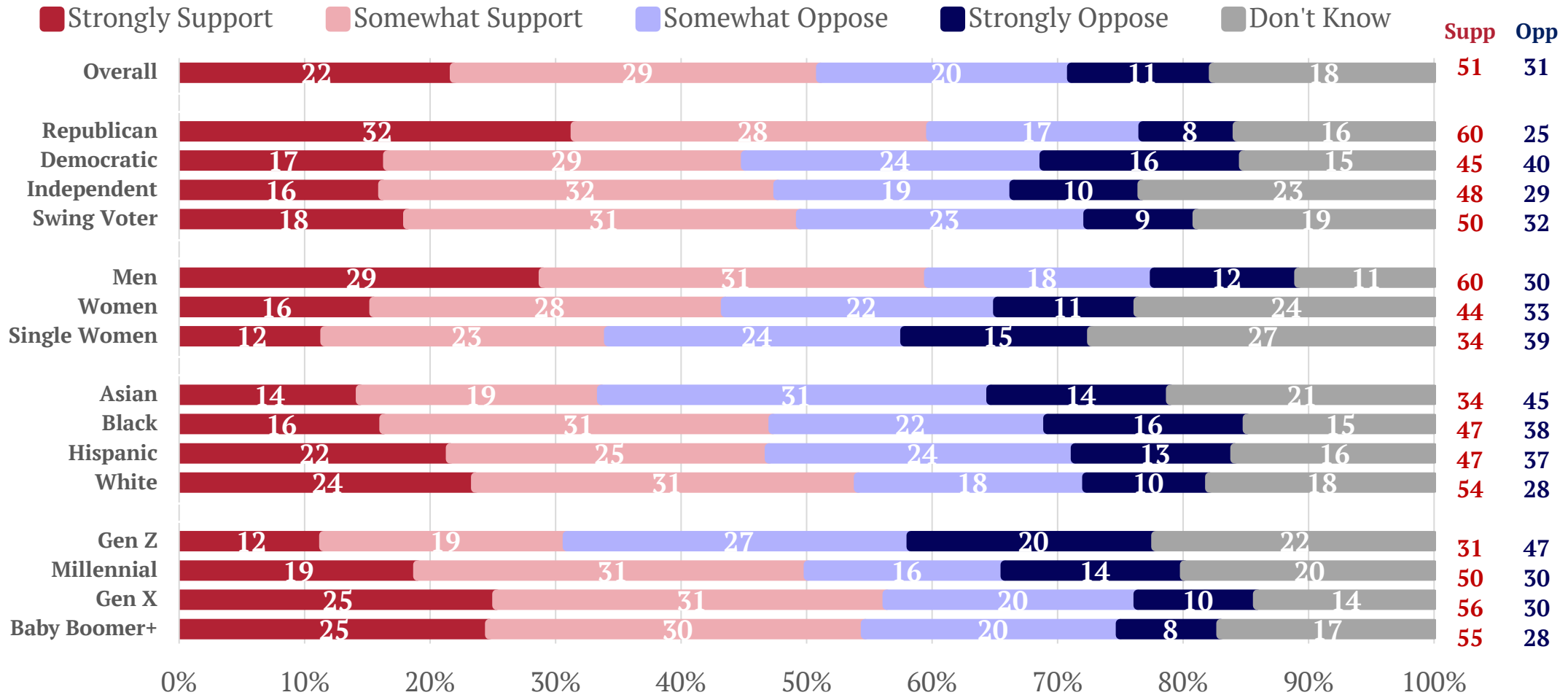


\*Split Sample: 1000 voters. New Majority voters are determined through a screener survey of statements, asking respondents to rank their agreement on a 0 to 10 scale, as well as the intensity of their approval of the president and party preference on the generic ballot.



# Support For Direct Attacks on Iran Declines Modestly After Hearing Arguments For and Against

“Supporters of direct attacks on Iran argue that without facing direct consequences, Iran will keep funding and arming groups that attack U.S. troops. Opponents argue that direct attacks on Iran raises the risk of a wider war in the Middle East that would put U.S. troops at even greater risk. Now that you’ve heard both sides, would you support or oppose the United States launching direct attacks on Iran in response to attacks on U.S. troops by militias and terrorist groups funded and armed by Iran?”



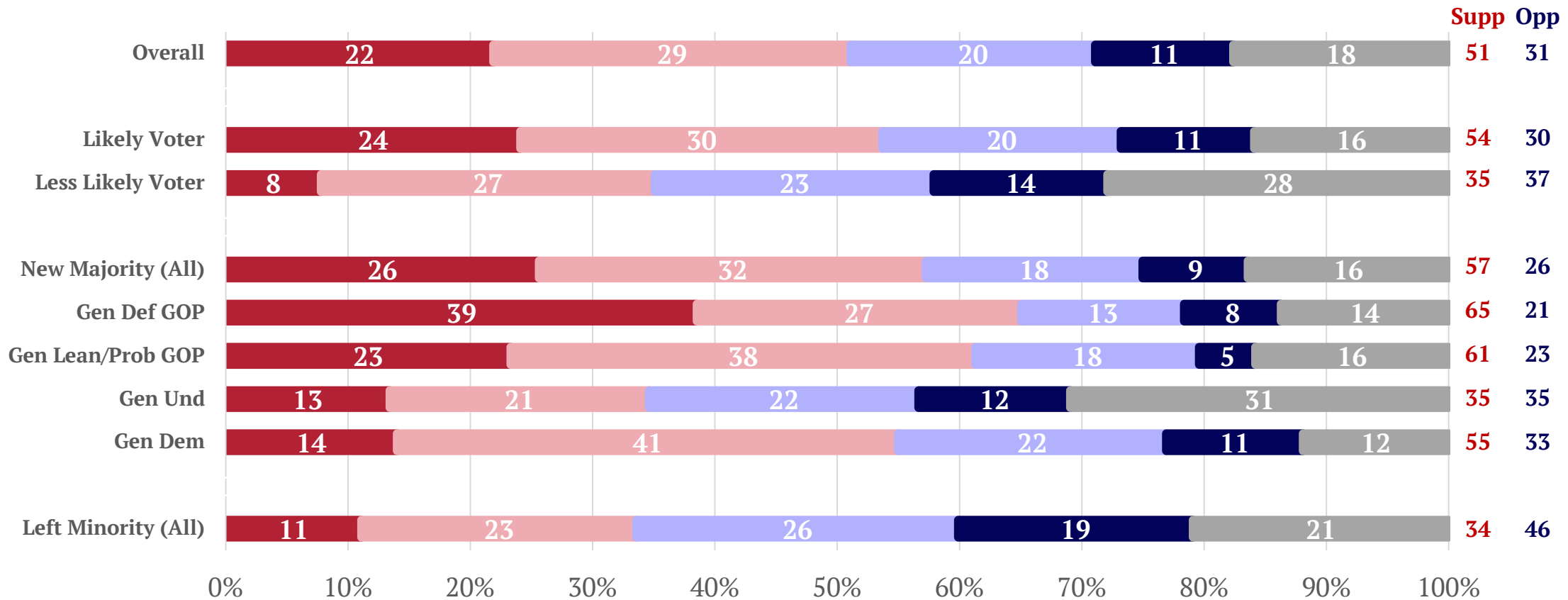
Split Sample: 1000 voters.



# Support For Direct Attacks on Iran Declines Modestly After Hearing Arguments For and Against

“Supporters of direct attacks on Iran argue that without facing direct consequences, Iran will keep funding and arming groups that attack U.S. troops. Opponents argue that direct attacks on Iran raises the risk of a wider war in the Middle East that would put U.S. troops at even greater risk. Now that you’ve heard both sides, would you support or oppose the United States launching direct attacks on Iran in response to attacks on U.S. troops by militias and terrorist groups funded and armed by Iran?”

■ Strongly Support   
 ■ Somewhat Support   
 ■ Somewhat Oppose   
 ■ Strongly Oppose   
 ■ Don't Know



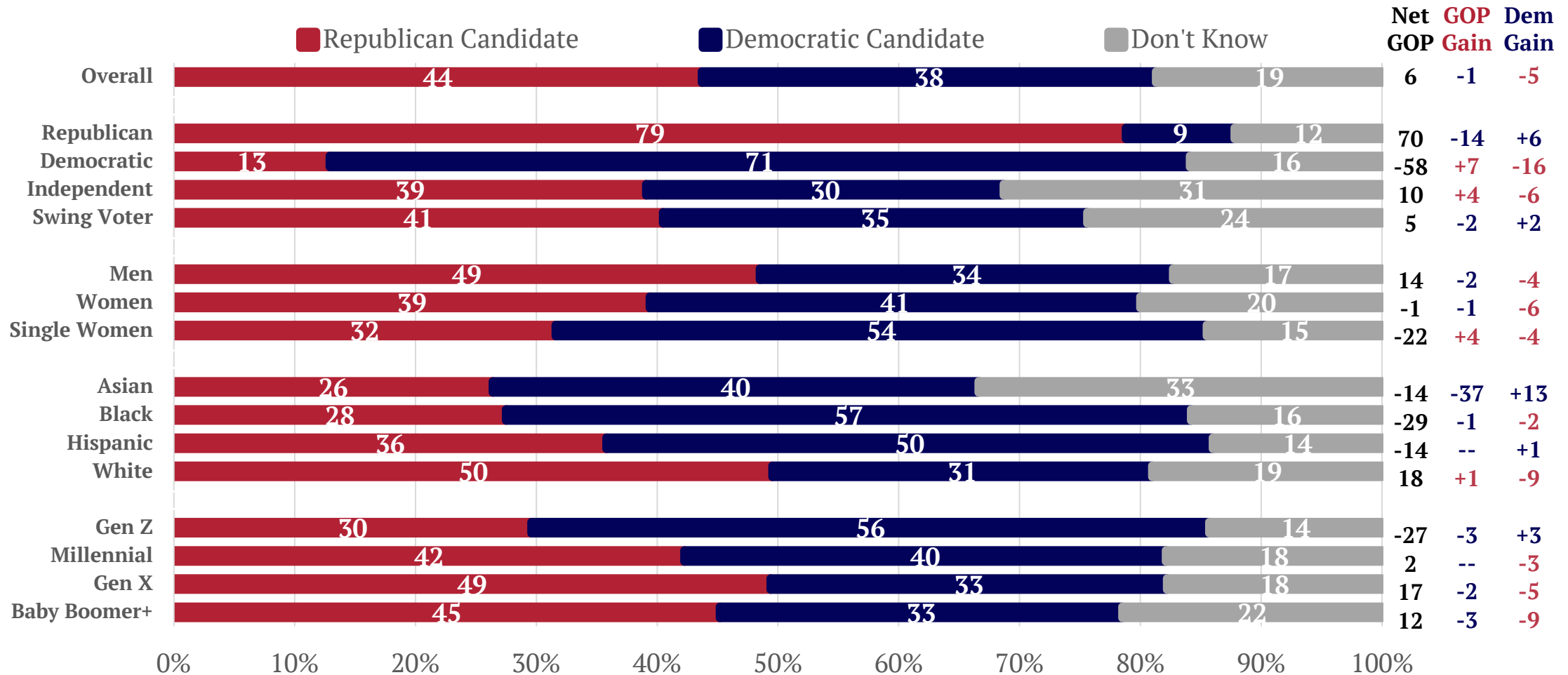
\*Split Sample: 1000 voters. New Majority voters are determined through a screener survey of statements, asking respondents to rank their agreement on a 0 to 10 scale, as well as the intensity of their approval of the president and party preference on the generic ballot.



# GOP Candidate Who Supports Direct Attacks On Iran Favored Slightly Over Democrat Who Opposes

“Which candidate would you be more likely to vote for?”

1. A Republican who SUPPORTS launching direct attacks on Iran in response to attacks on U.S. troops by militias and terrorist groups funded and armed by Iran.
2. A Democrat who OPPOSES launching direct attacks on Iran in response to attacks on U.S. troops by militias and terrorist groups funded and armed by Iran.



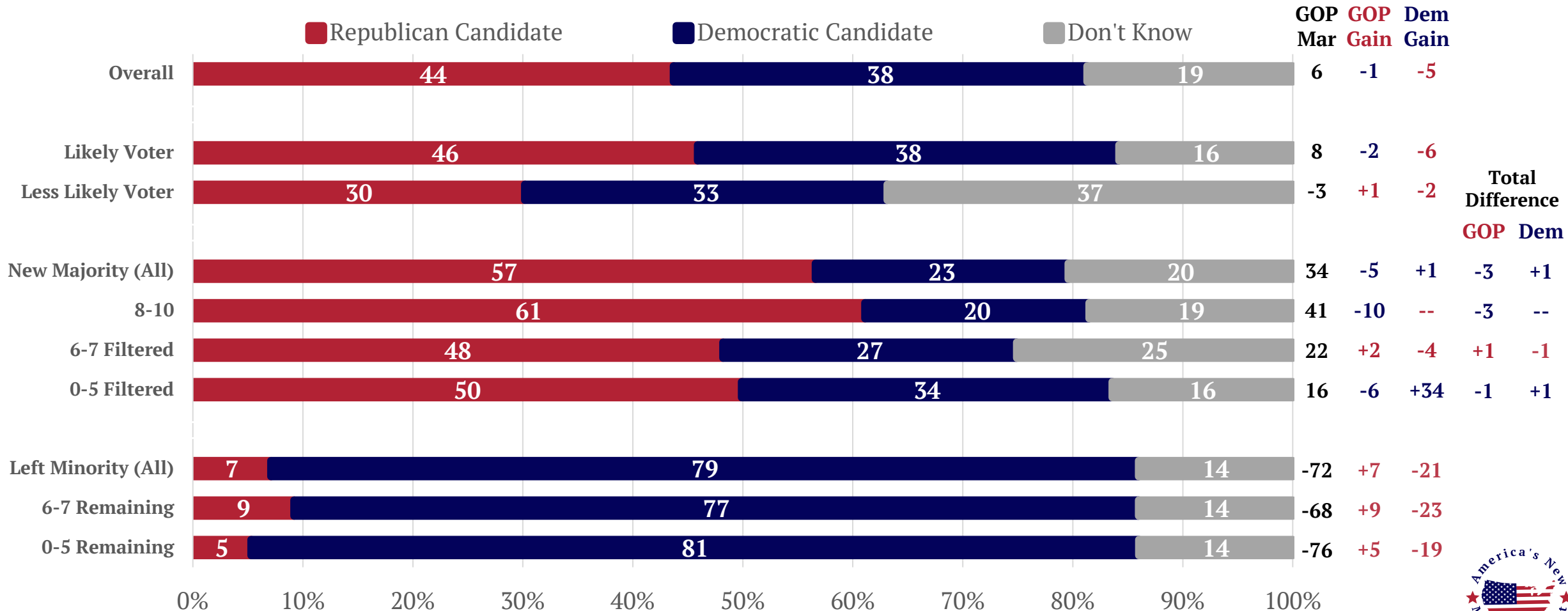
Split Sample: 1000 voters.



# GOP Candidate Who Supports Direct Attacks On Iran Loses Support From New Majority Voters

“Which candidate would you be more likely to vote for?”

1. A Republican who SUPPORTS launching direct attacks on Iran in response to attacks on U.S. troops by militias and terrorist groups funded and armed by Iran.
2. A Democrat who OPPOSES launching direct attacks on Iran in response to attacks on U.S. troops by militias and terrorist groups funded and armed by Iran.



\*Split Sample: 1000 voters. New Majority voters are determined through a screener survey of statements, asking respondents to rank their agreement on a 0 to 10 scale, as well as the intensity of their approval of the president and party preference on the generic ballot.

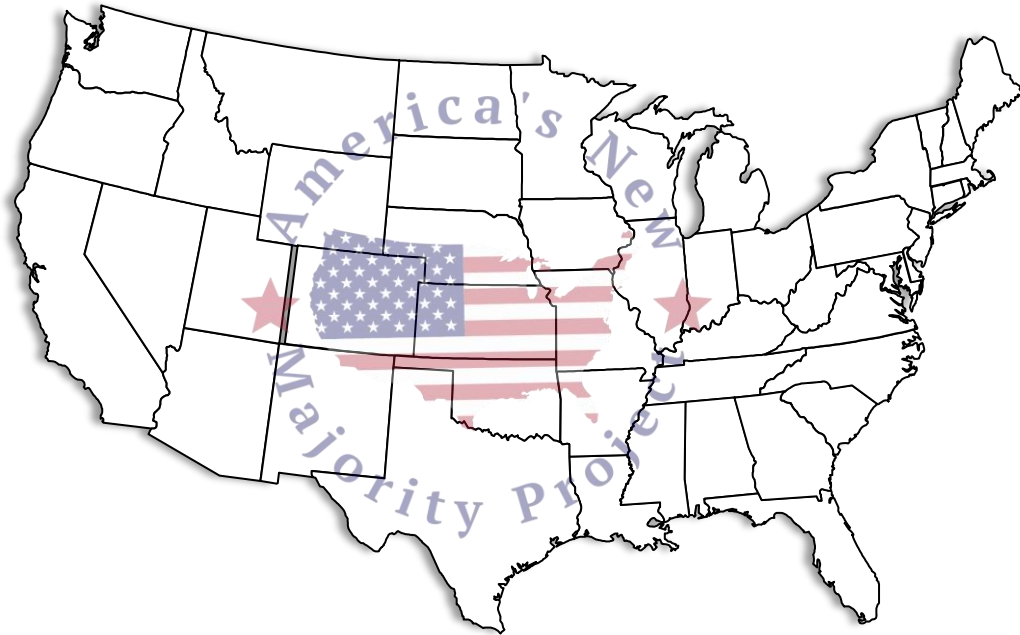


# Methodology

Mclaughlin & Associates partnered with Gingrich360 to conduct a national survey for America's New Majority Project. This national survey was conducted among 2,000 registered voters between February 19-22, 2024.

All interviews were conducted online. Survey invitations were distributed randomly within predetermined geographic units. These units were structured to correlate with actual general election turnout.

The sample of 2,000 registered voters has an accuracy of +/- 2.2% at a 95% confidence interval. The numbers in this presentation have been rounded and may not equal 100%.



New England	5%
Middle Atlantic	13%
East North Central	16%
West North Central	6%
South Atlantic	21%
East South Central	6%
West South Central	11%
Mountain	7%
Pacific	15%

18-29	15%
30-40	17%
41-55	25%
56-65	19%
66+	24%

White	68%
Hispanic	13%
Black	13%
Asian	4%
Other	2%

Male	47%
Female	53%

Democratic	36%
Republican	37%
Independent	27%

Less/4yr College	65%
Bachelor's/P.G	35%

