



Optimism About the Future of  
America

 McLaughlin & Associates

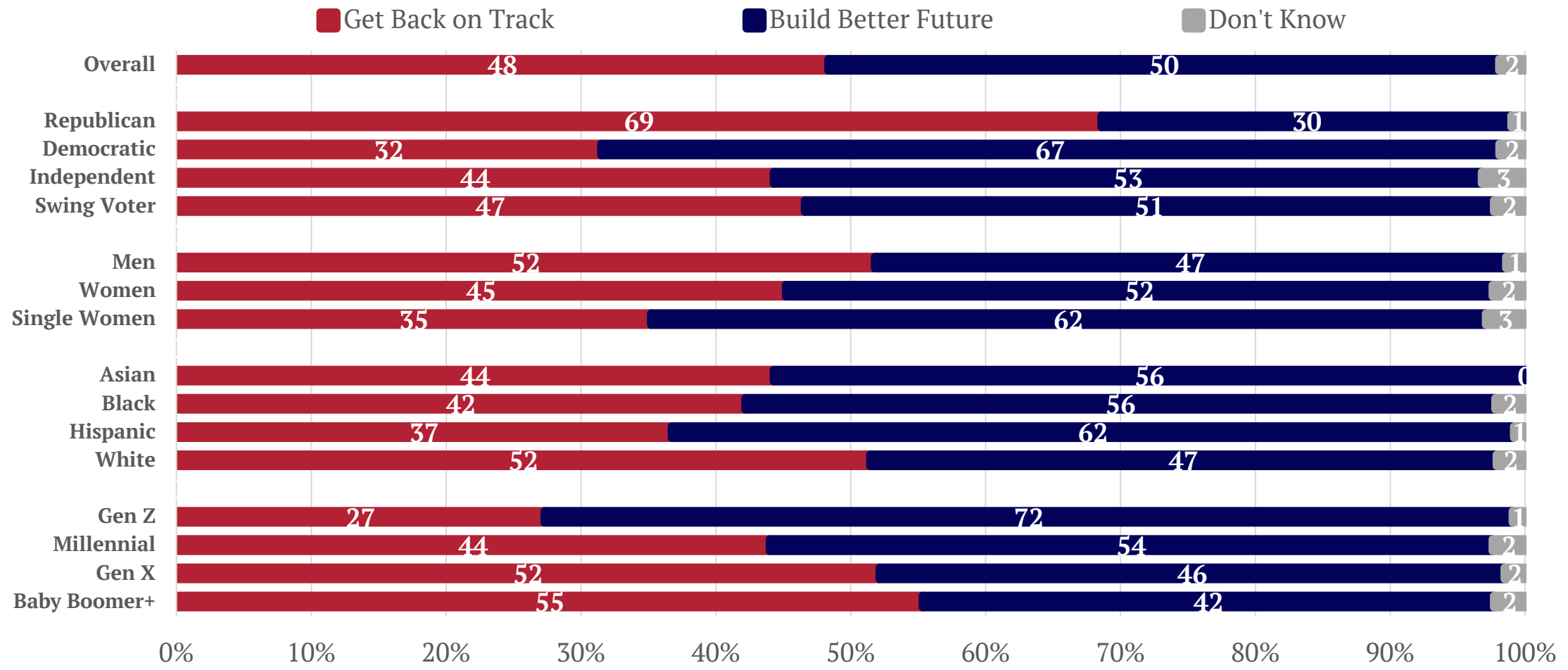


# KEY TAKEAWAYS

- Republicans and older voters say it is more important to get America back on track, while Democrats and younger voters say it is more important to build a better future for everyone.
- Most Americans are optimistic we can do both, though there is more optimism for building a better future among key demographic groups.
- 3-in-4 Americans say new science and technology make them more optimistic about the future, particularly new cures and treatments.

# Age and Party ID Impact Whether to Prioritize Getting America Back on Track or Building a Better Future

“Which is a more important goal?”  
 1. Getting America back on track.  
 2. Building a better future for every American.

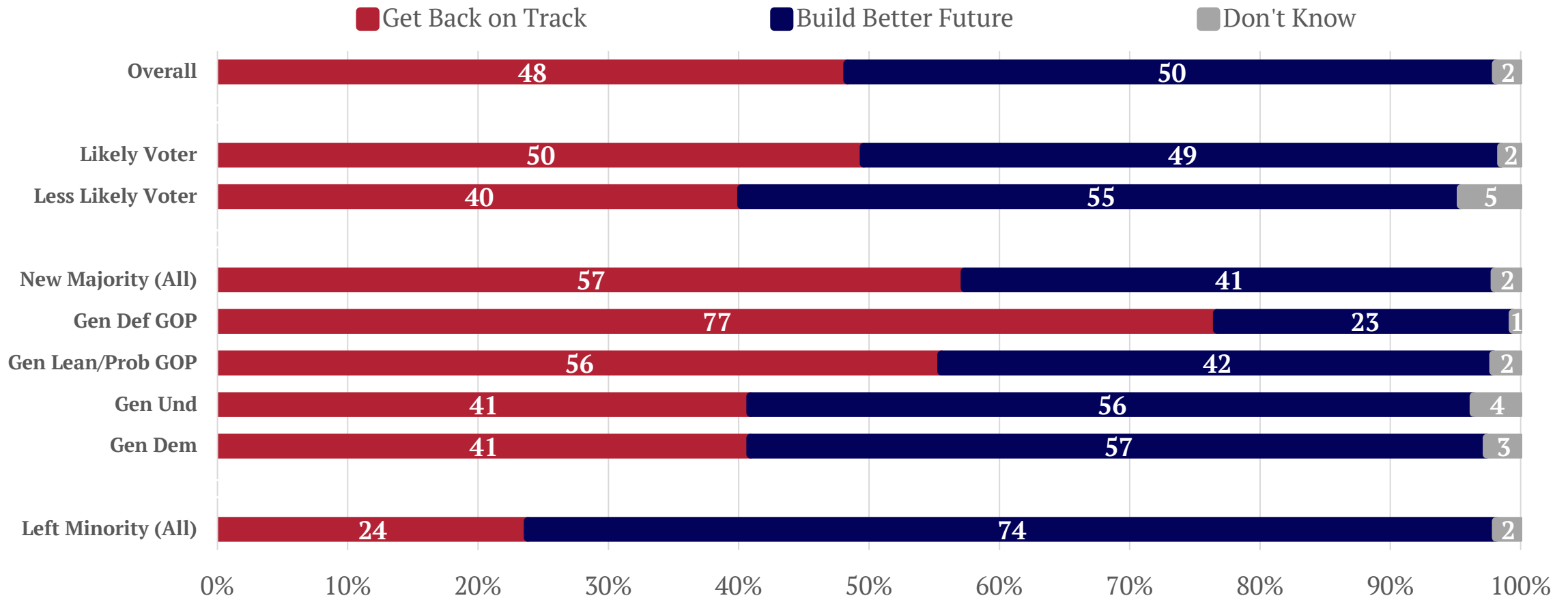


Split Sample: 1000 voters.



# New Majority Prioritizes Getting America Back on Track, Left Minority Prefers Building a Better Future

“Which is a more important goal?”  
 1. Getting America back on track.  
 2. Building a better future for every American.

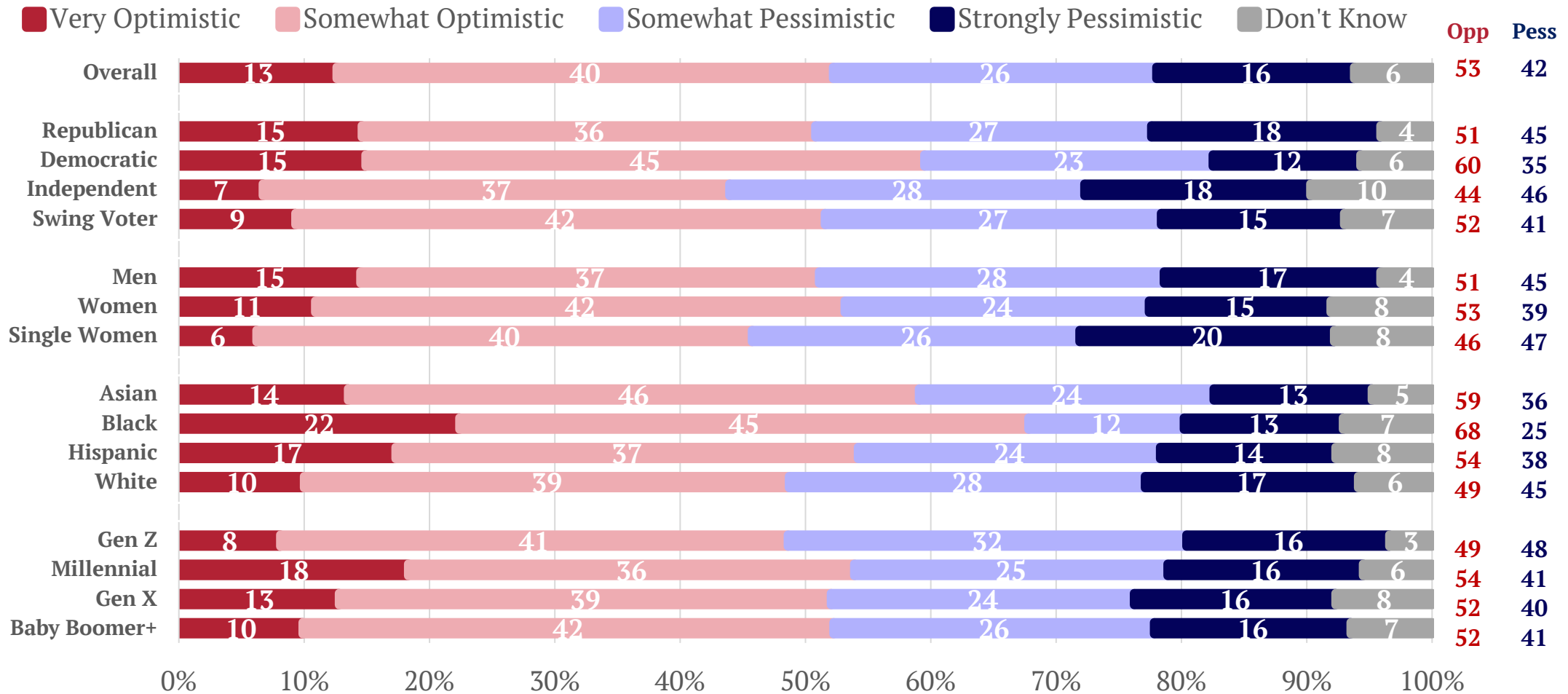


\*Split Sample: 1000 RV. New Majority voters are determined through a screener survey of statements, asking respondents to rank their agreement on a 0 to 10 scale, as well as the intensity of their approval of the president and party preference on the generic ballot.



# Most Optimistic We Can Get America Back on Track, But Opinions Are Not Strong

“Are you optimistic or pessimistic we can get America back on track?”



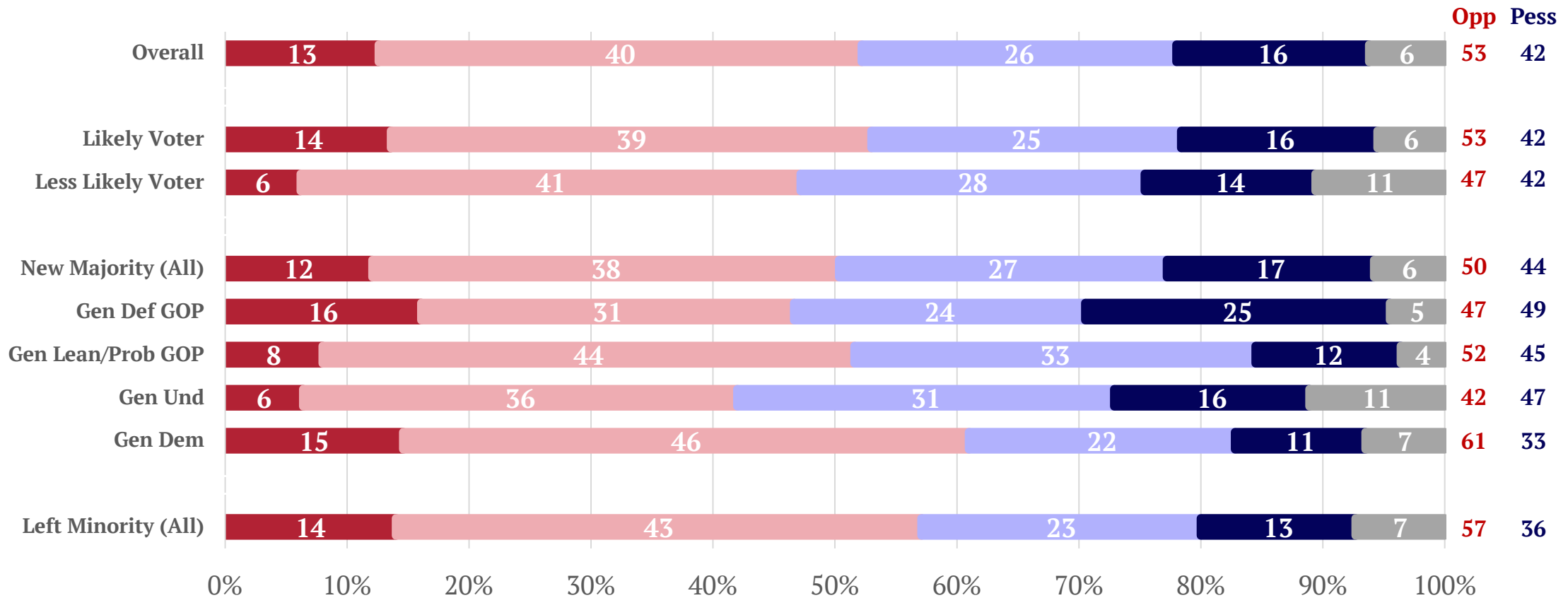
Split Sample: 1000 voters.



# New Majority Less Optimistic Than Left Minority We Can Get America Back on Track

“Are you optimistic or pessimistic we can get America back on track?”

Very Optimistic   Somewhat Optimistic   Somewhat Pessimistic   Strongly Pessimistic   Don't Know

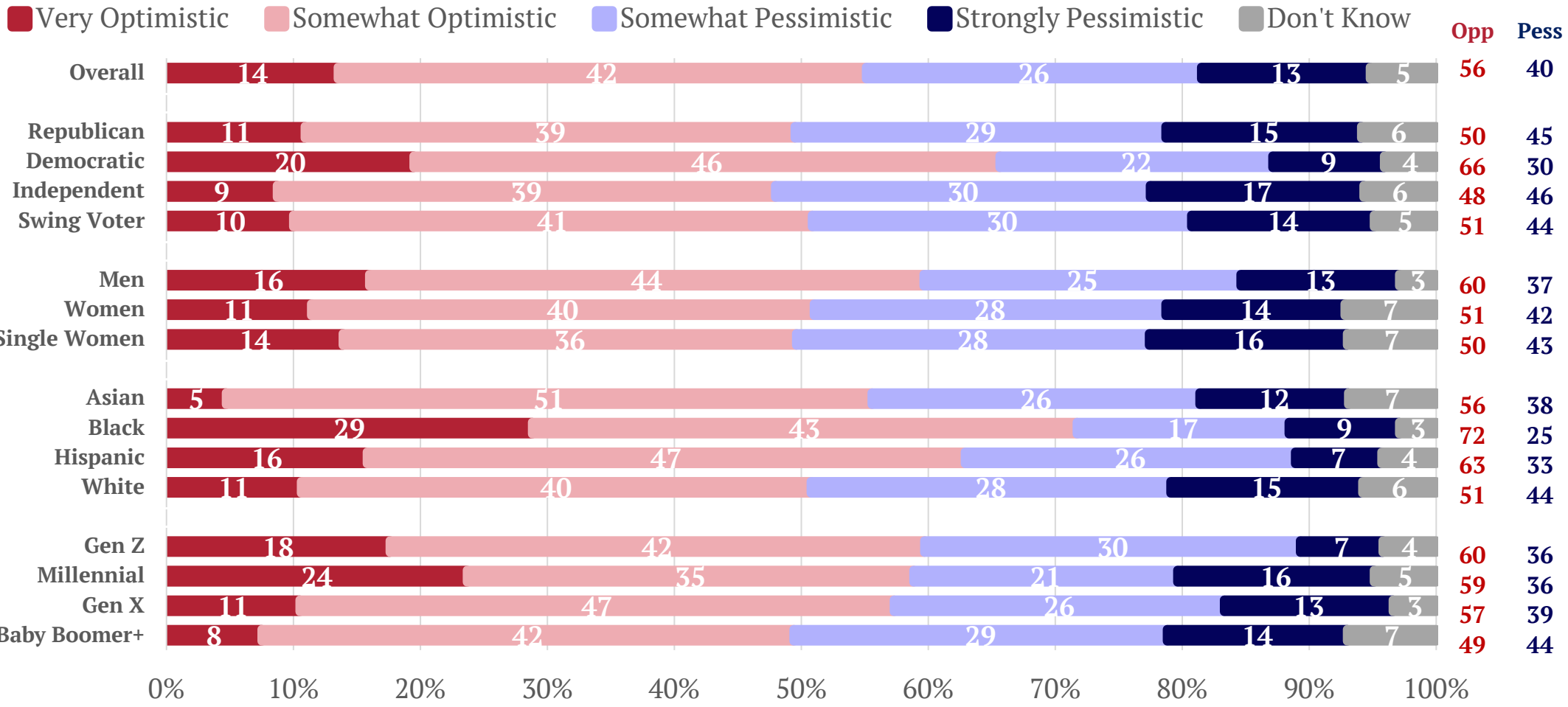


\*Split Sample: 1000 RV. New Majority voters are determined through a screener survey of statements, asking respondents to rank their agreement on a 0 to 10 scale, as well as the intensity of their approval of the president and party preference on the generic ballot.



# More Americans Are Optimistic We Can Build A Better Future Than Get America Back on Track

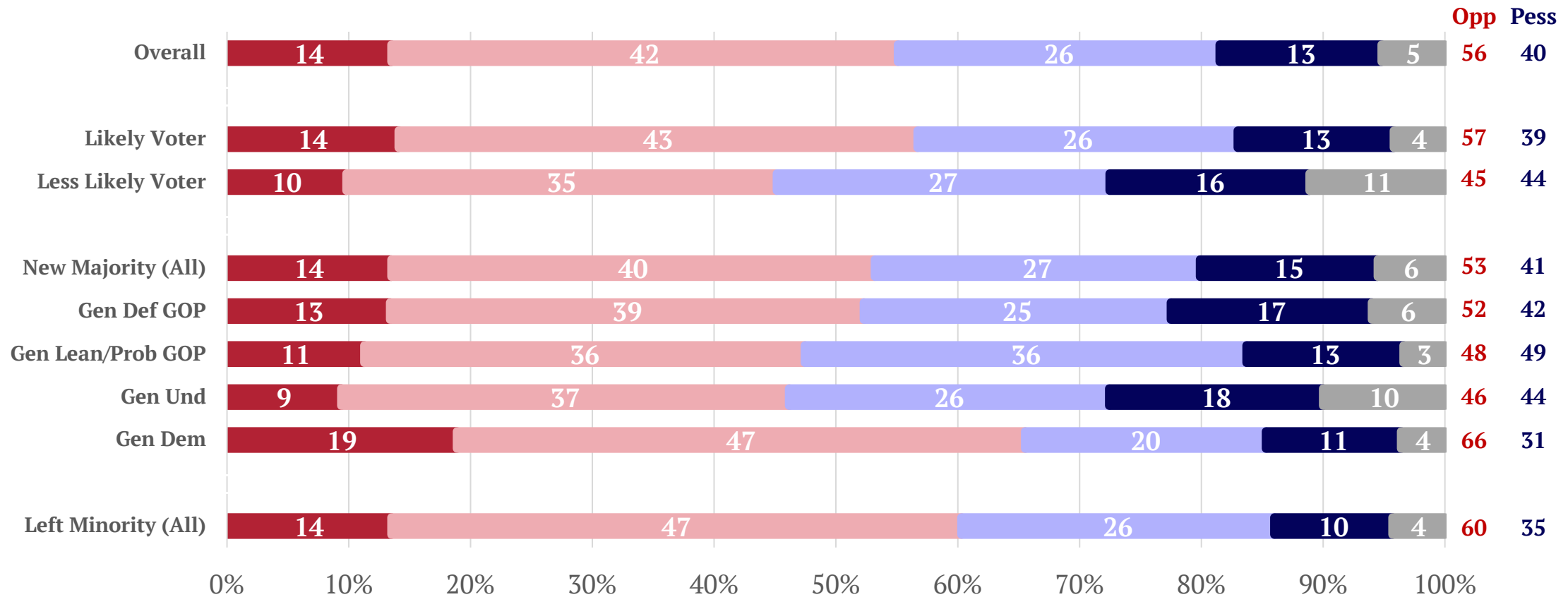
“Are you optimistic or pessimistic that we can build a bigger, brighter, better future for every American?”



# New Majority Voters Who Plan to Vote Democrat Are Most Optimistic We Can Build a Better Future

“Are you optimistic or pessimistic that we can build a bigger, brighter, better future for every American?”

Very Optimistic   Somewhat Optimistic   Somewhat Pessimistic   Strongly Pessimistic   Don't Know



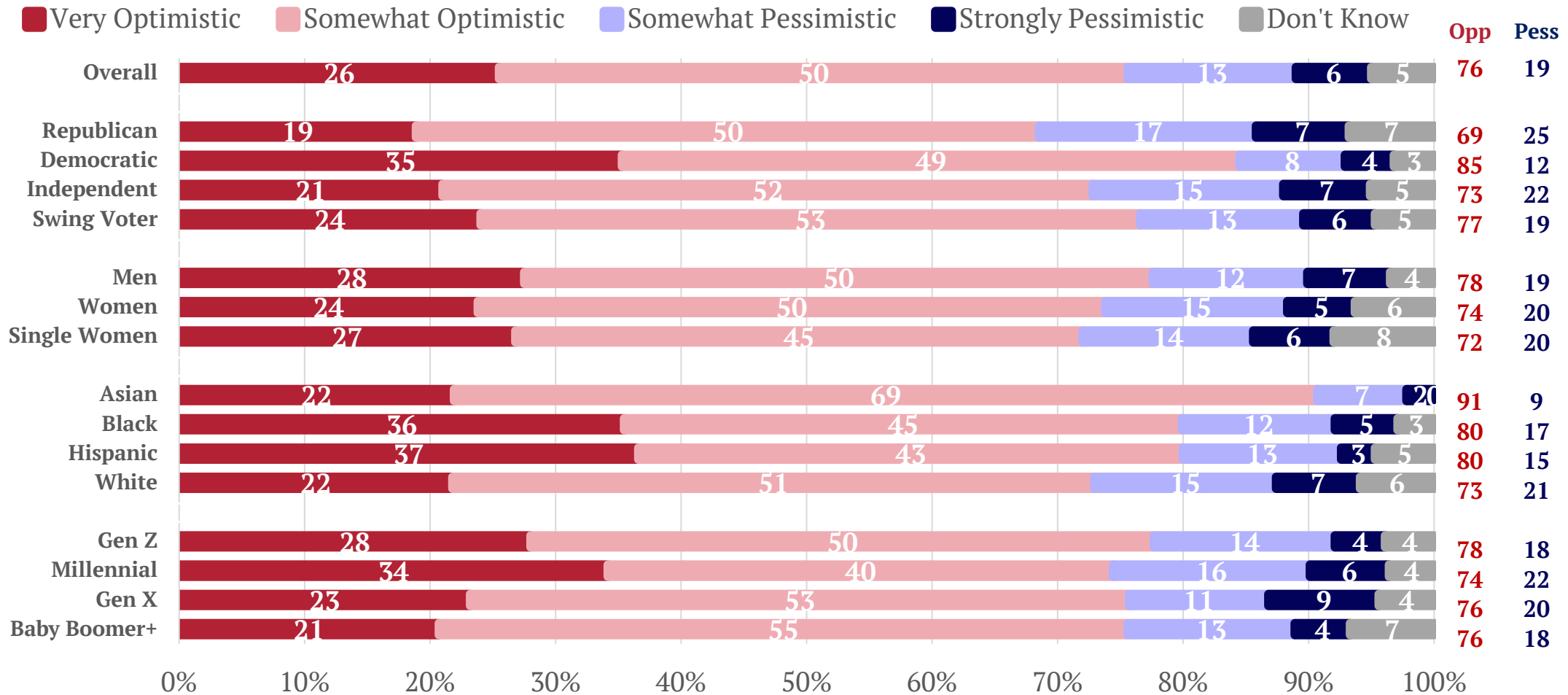
\*Split Sample: 1000 RV. New Majority voters are determined through a screener survey of statements, asking respondents to rank their agreement on a 0 to 10 scale, as well as the intensity of their approval of the president and party preference on the generic ballot.





# 3 in 4 Americans Say New Science and Technology Makes Them More Optimistic About the Future

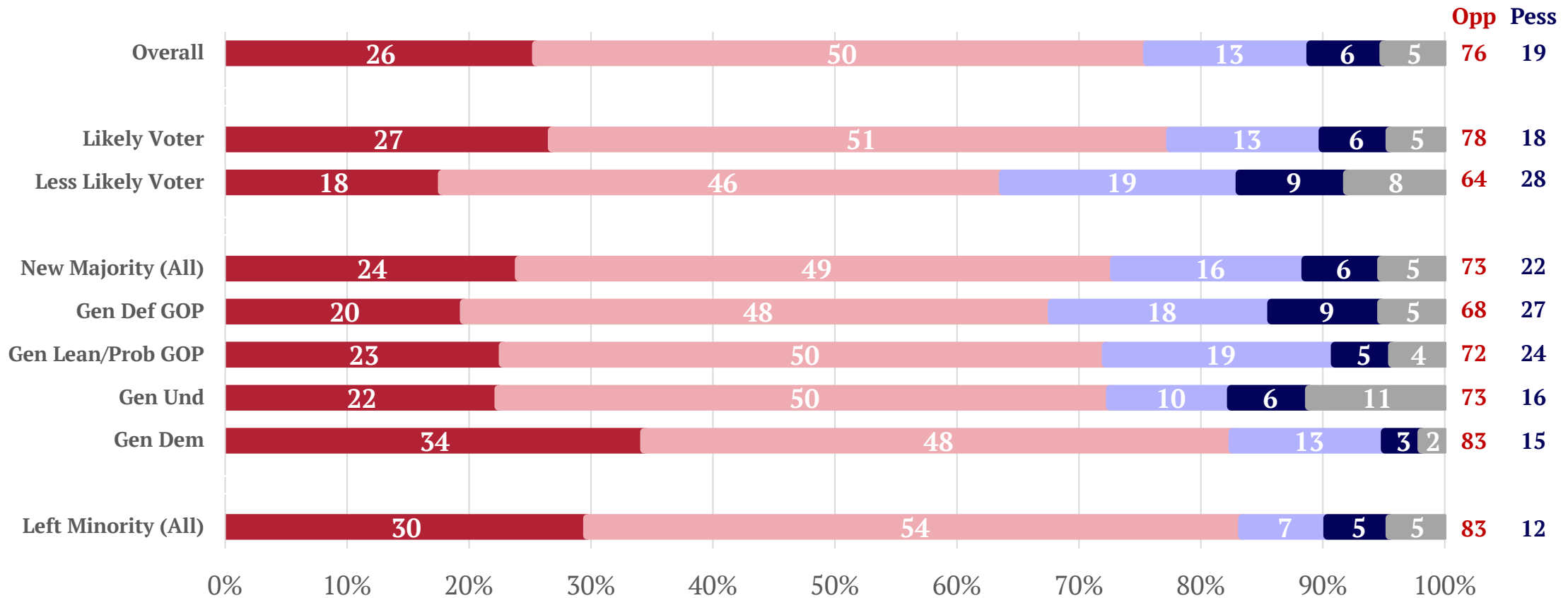
Do each of the following make you optimistic or pessimistic that we can build a bigger, brighter, better future for every American?  
 “New science and technology”



# Republicans Are Less Optimistic Than Democrats About New Science and Technology

Do each of the following make you optimistic or pessimistic that we can build a bigger, brighter, better future for every American?  
 “New science and technology”

Very Optimistic   Somewhat Optimistic   Somewhat Pessimistic   Strongly Pessimistic   Don't Know

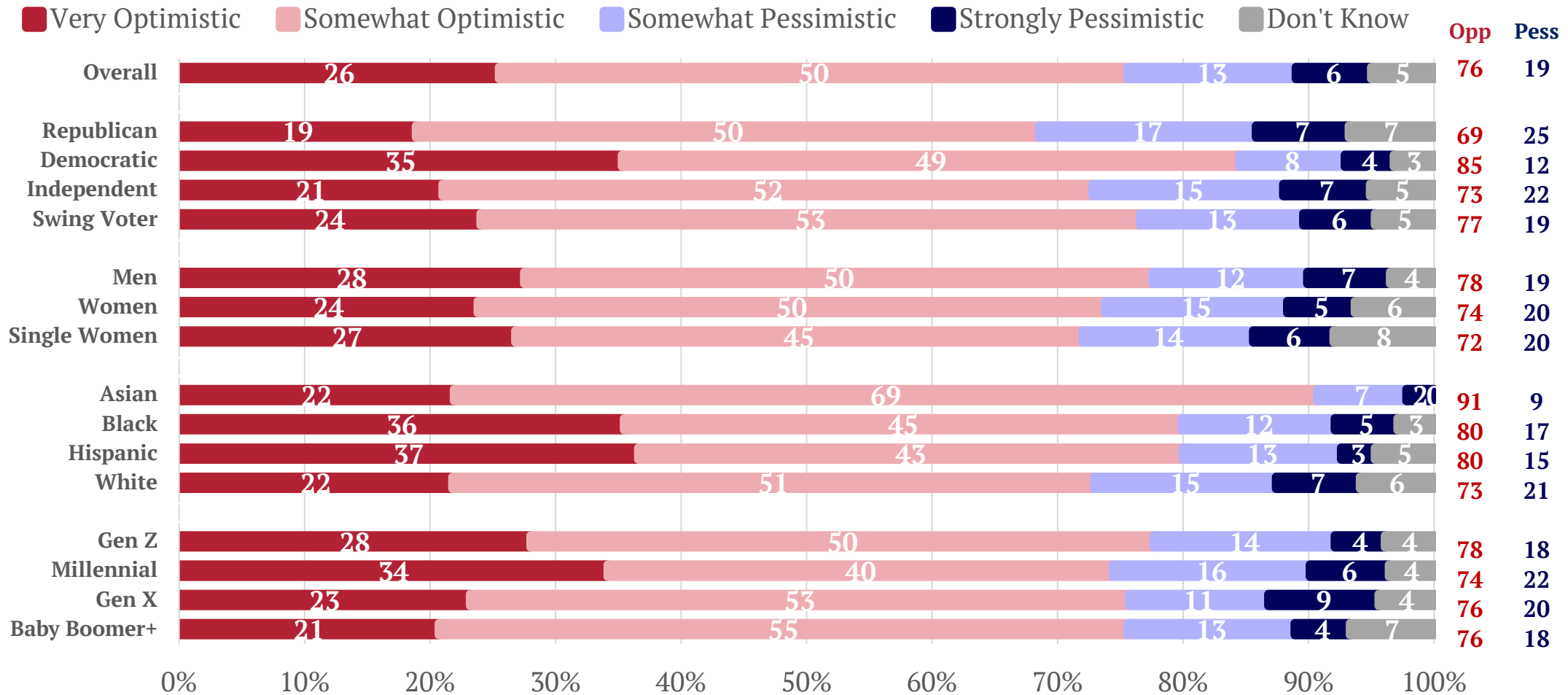


\*New Majority voters are determined through a screener survey of statements, asking respondents to rank their agreement on a 0 to 10 scale, as well as the intensity of their approval of the president and party preference on the generic ballot.



# 3 in 4 Americans Say New Science and Technology Makes Them More Optimistic About the Future

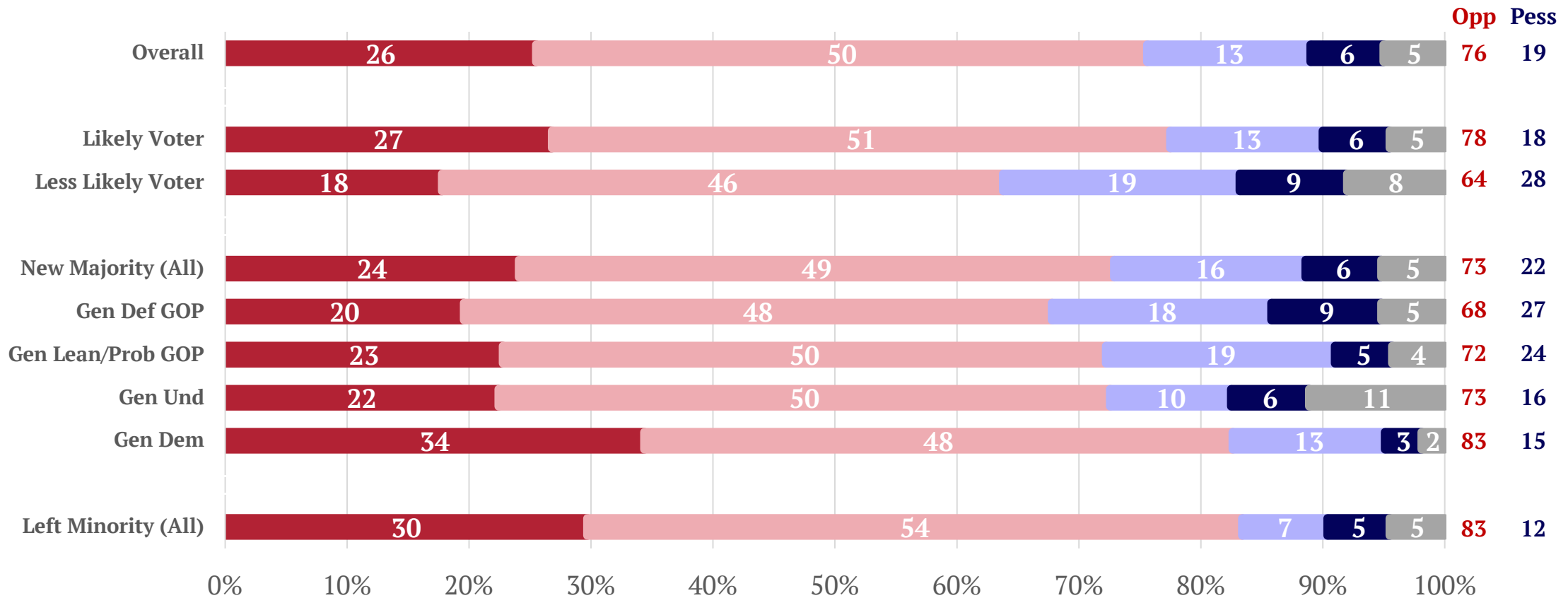
Do each of the following make you optimistic or pessimistic that we can build a bigger, brighter, better future for every American?  
 “New science and technology”



# Republicans Are Less Optimistic Than Democrats About New Science and Technology

Do each of the following make you optimistic or pessimistic that we can build a bigger, brighter, better future for every American?  
 “New science and technology”

Very Optimistic    Somewhat Optimistic    Somewhat Pessimistic    Strongly Pessimistic    Don't Know



\*New Majority voters are determined through a screener survey of statements, asking respondents to rank their agreement on a 0 to 10 scale, as well as the intensity of their approval of the president and party preference on the generic ballot.



# Americans Are Most Optimistic About Better Treatments for Disease

Which of the following fields of scientific and technological advancement make you most optimistic we can build a bigger, brighter, better future for every American?"

1. New, much more effective treatments for deadly and debilitating diseases.
2. Advancements in our understanding of the aging process that can help us live longer, healthier lives.
3. The growth of Artificial Intelligence (AI) to make us more productive and help us solve problems.
4. The next generation of space exploration to Mars and beyond.
5. 3D printing construction techniques to build small and large objects more quickly and less expensively.
6. Robotics advancements that will help the disabled and assist caregivers.
7. Cleaner and more plentiful sources of energy to power our world.

## Combined 1<sup>st</sup> and 2<sup>nd</sup> pick results

	Overall	GOP	DEM	IND	Swing Voter	Men	Women	Single Women	Asian	Black	Hisp.	White	Gen Z	Millennial	Gen X	Baby Boomers+
Better Treatment	59	56	61	60	60	51	65	62	40	51	48	63	43	56	60	65
Cleaner Energy	47	35	59	47	46	44	50	56	33	45	51	48	54	42	48	48
Aging Process	33	38	30	30	32	34	32	31	35	36	37	31	29	36	31	32
Artificial Intelligence	22	24	23	18	21	28	16	14	38	31	23	19	23	24	24	19
Robotics	13	15	12	13	12	12	14	16	24	15	15	12	16	12	15	12
3D Printing	9	11	7	9	10	9	9	11	5	12	11	8	20	11	7	6
Space Exploration	7	8	6	7	7	8	5	6	16	6	12	5	10	6	9	4
1 <sup>st</sup> Other	6	8	1	9	6	7	4	3	5	3	1	7	2	7	4	8
2 <sup>nd</sup> Other	5	7	2	9	5	6	5	1	2	1	2	7	3	6	3	7



# Americans Are Most Optimistic About Better Treatments for Disease

Which of the following fields of scientific and technological advancement make you most optimistic we can build a bigger, brighter, better future for every American?"

1. New, much more effective treatments for deadly and debilitating diseases.
2. Advancements in our understanding of the aging process that can help us live longer, healthier lives.
3. The growth of Artificial Intelligence (AI) to make us more productive and help us solve problems.
4. The next generation of space exploration to Mars and beyond.
5. 3D printing construction techniques to build small and large objects more quickly and less expensively.
6. Robotics advancements that will help the disabled and assist caregivers.
7. Cleaner and more plentiful sources of energy to power our world.

## Combined 1<sup>st</sup> and 2<sup>nd</sup> pick results

	Overall	Likely Voter	Less Likely Voter	New Majority (All)	Gen Def GOP	Gen Lean/Prob GOP	Gen Und	Gen Dem	Left Minority (All)
Better Treatment	59	60	52	57	55	55	59	60	64
Cleaner Energy	47	47	48	40	29	41	48	55	66
Aging Process	33	33	32	35	39	36	23	34	27
Artificial Intelligence	22	22	22	24	25	27	17	23	16
Robotics	13	14	12	14	17	11	17	11	11
3D Printing	9	8	13	9	9	10	13	6	8
Space Exploration	7	6	8	8	7	8	8	7	4
1 <sup>st</sup> Other	6	6	7	7	10	7	6	3	2
2 <sup>nd</sup> Other	5	5	5	6	8	6	8	2	3

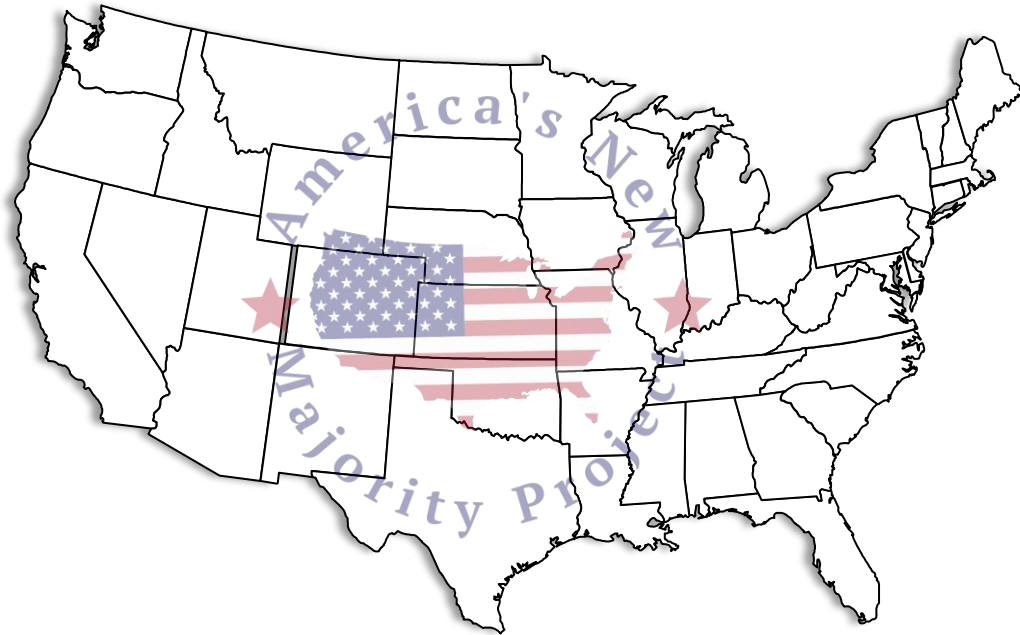


# Methodology

Mclaughlin & Associates partnered with Gingrich360 to conduct a national survey for America's New Majority Project. This national survey was conducted among 2,000 registered voters between February 19-22, 2024.

All interviews were conducted online. Survey invitations were distributed randomly within predetermined geographic units. These units were structured to correlate with actual general election turnout.

The sample of 2,000 registered voters has an accuracy of +/- 2.2% at a 95% confidence interval. The numbers in this presentation have been rounded and may not equal 100%.



New England	5%
Middle Atlantic	13%
East North Central	16%
West North Central	6%
South Atlantic	21%
East South Central	6%
West South Central	11%
Mountain	7%
Pacific	15%

18-29	15%
30-40	17%
41-55	25%
56-65	19%
66+	24%

White	68%
Hispanic	13%
Black	13%
Asian	4%
Other	2%

Male	47%
Female	53%

Democratic	36%
Republican	37%
Independent	27%

Less/4yr College	65%
Bachelor's/P.G	35%

