



Ukraine War: What Should Be The Goal of the United States?

 **McLaughlin & Associates**



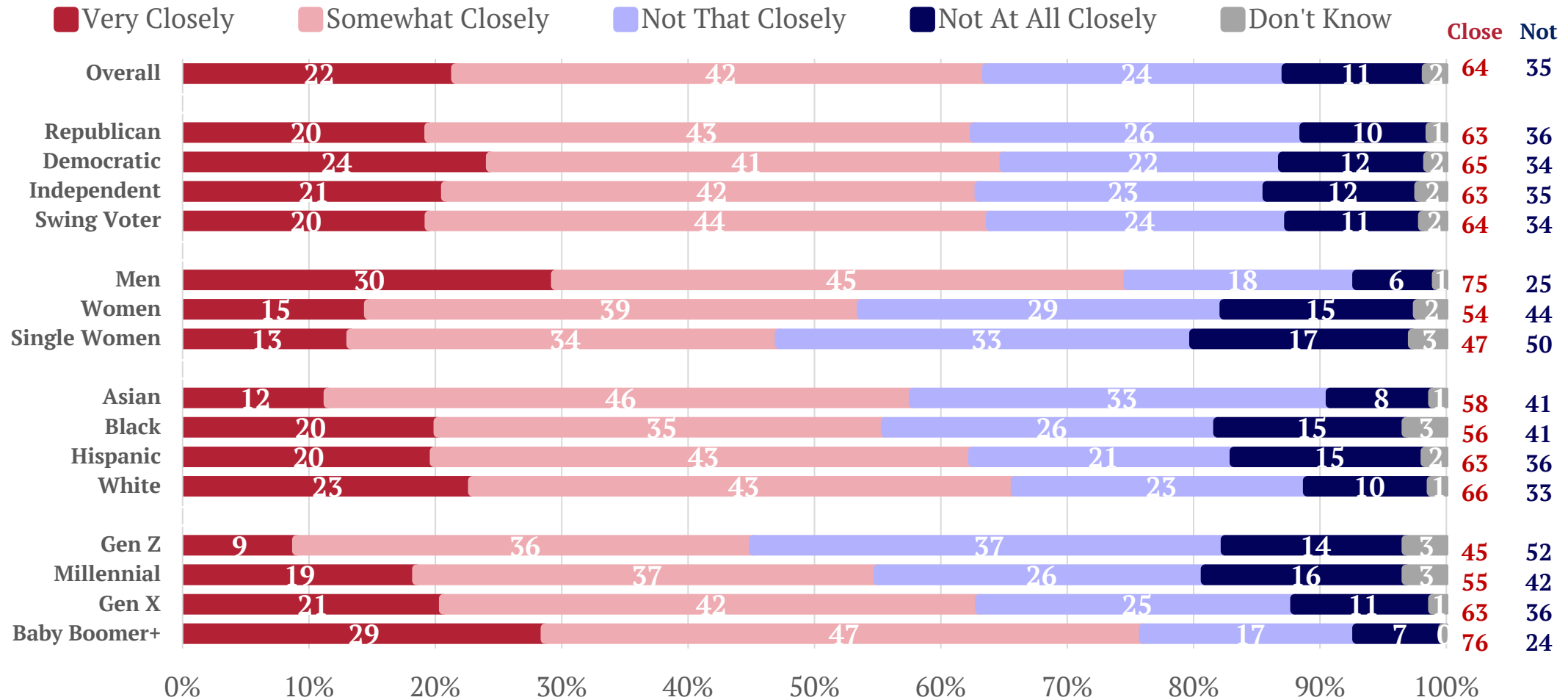
Key Takeaways

- 2 in 3 voters are closely following news stories about Vladimir Putin and Russia's invasion of Ukraine.
- 53% of Americans believe the defeat of Putin and Russia is more likely to lead to a lasting peace in Eastern Europe than a diplomatic end to the war in which Ukraine has to surrender territory.
- However, 56% of Americans say the goal of the United States should be to end the war as soon as possible rather than to support Ukraine until Putin and Russia are defeated.

2 in 3 Voters Closely Following News of Ukraine War

MORE MEN AND OLDER VOTERS ARE CLOSELY FOLLOWING NEWS OF THE WAR

“How closely have you followed recent news stories about Vladimir Putin and Russia’s invasion of Ukraine?”



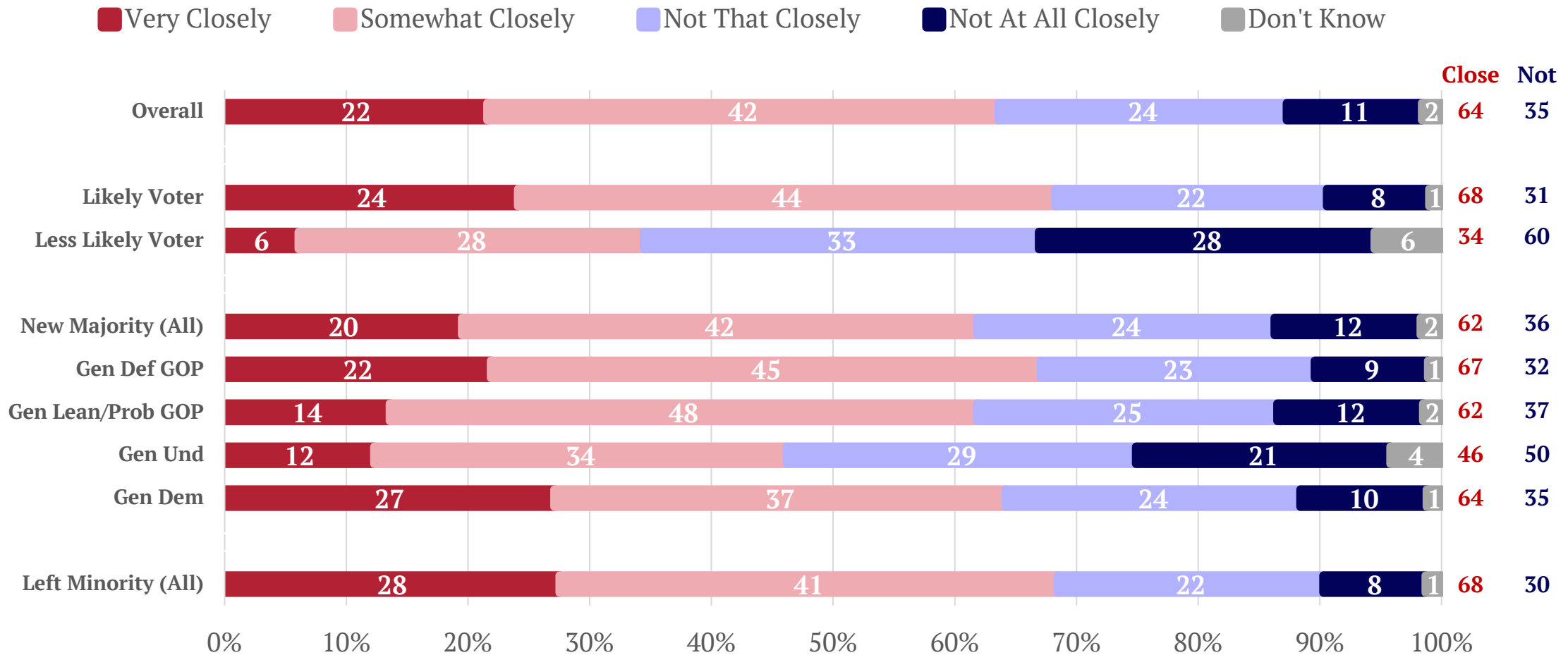
Split Sample: 1000 voters.



2 in 3 Voters Closely Following News of Ukraine War

UNDECIDED NEW MAJORITY VOTERS THE ONLY GROUP NOT CLOSELY FOLLOWING NEWS OF THE WAR

“How closely have you followed recent news stories about Vladimir Putin and Russia’s invasion of Ukraine?”



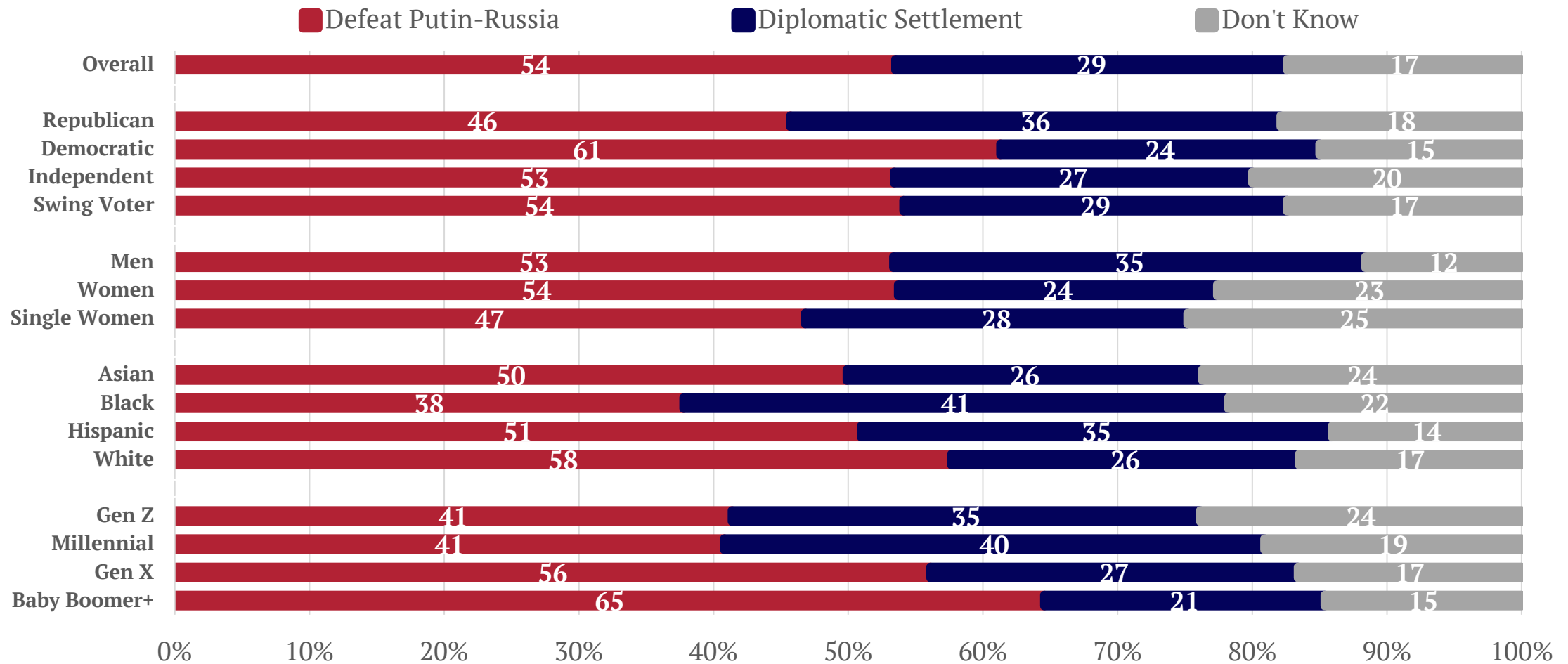
* Split Sample: 1,000 RV. New Majority voters are determined through a screener survey of statements, asking respondents to rank their agreement on a 0 to 10 scale, as well as the intensity of their approval of the president and party preference on the generic ballot.



Most Believe Defeating Putin and Russia Is More Likely to Bring Lasting Peace Than Diplomacy

“Which do you believe is more likely to lead to lasting peace in Ukraine and Eastern Europe?”

1. The defeat of Vladimir Putin and Russia in Ukraine.
2. A diplomatic settlement in which Ukraine agrees to give up some territory to Vladimir Putin and Russia.



Split Sample: 1000 voters.

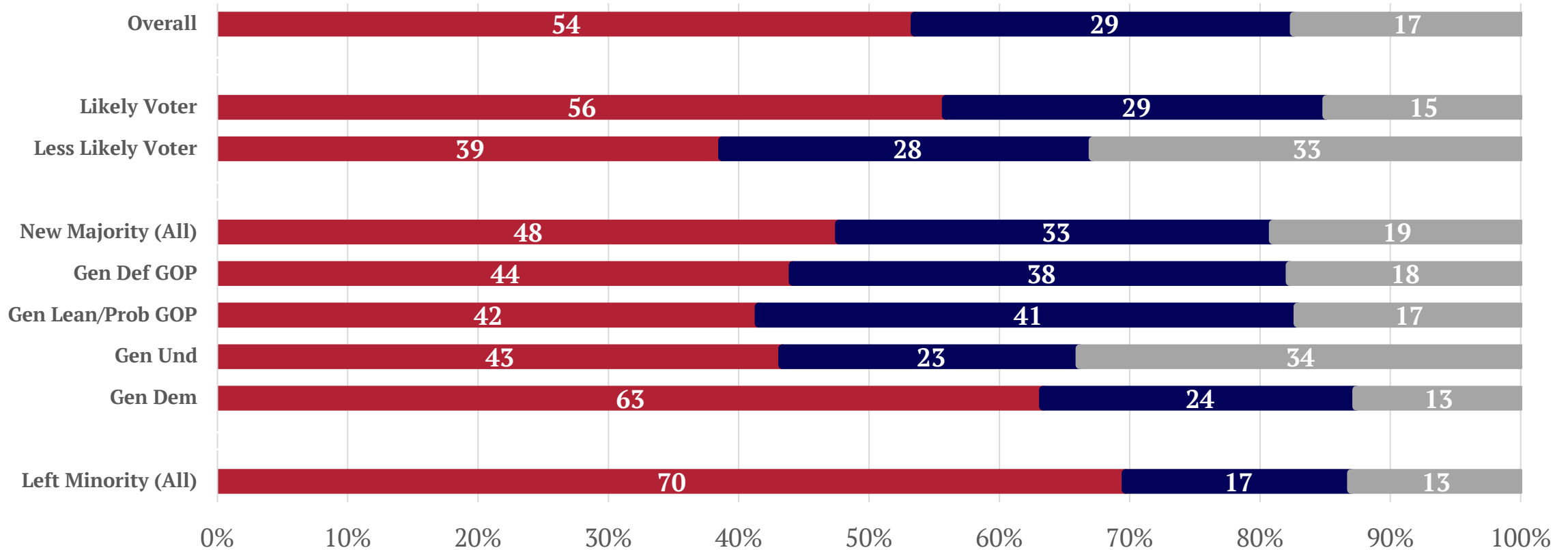


New Majority More Divided Than Left Minority On What Is More Likely to Lead to Lasting Peace

“Which do you believe is more likely to lead to lasting peace in Ukraine and Eastern Europe?”

1. The defeat of Vladimir Putin and Russia in Ukraine.
2. A diplomatic settlement in which Ukraine agrees to give up some territory to Vladimir Putin and Russia.

■ Defeat Putin-Russia ■ Diplomatic Settlement ■ Don't Know



* Split Sample: 1,000 RV. New Majority voters are determined through a screener survey of statements, asking respondents to rank their agreement on a 0 to 10 scale, as well as the intensity of their approval of the president and party preference on the generic ballot.

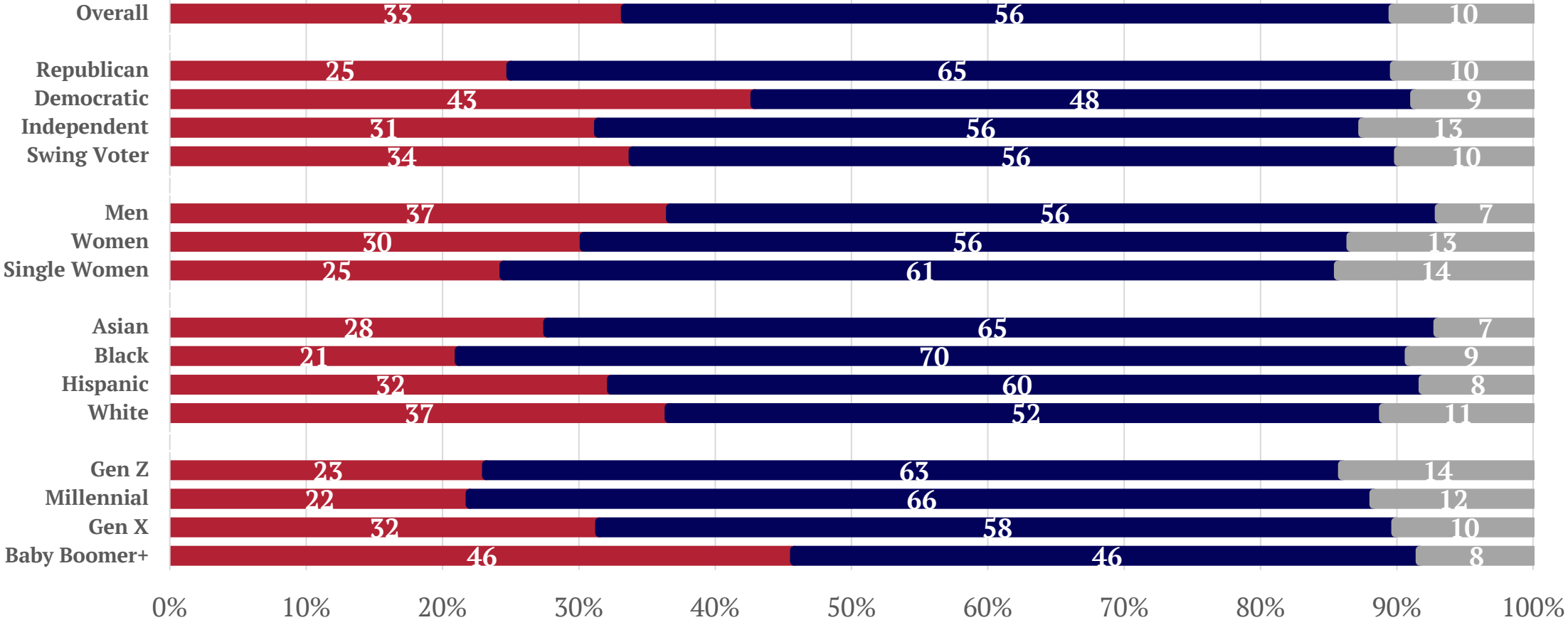


Most Believe U.S. Goal Should Be To End the War As Soon As Possible

“What should be the goal of the United States with regards to Vladimir Putin and Russia’s invasion of Ukraine?”

- 1. Support Ukraine until Putin and Russia are defeated.
- 2. End the war as soon as possible.

■ Support Ukraine Until Russia Defeated ■ End War ASAP ■ Don't Know



Split Sample: 1000 voters.



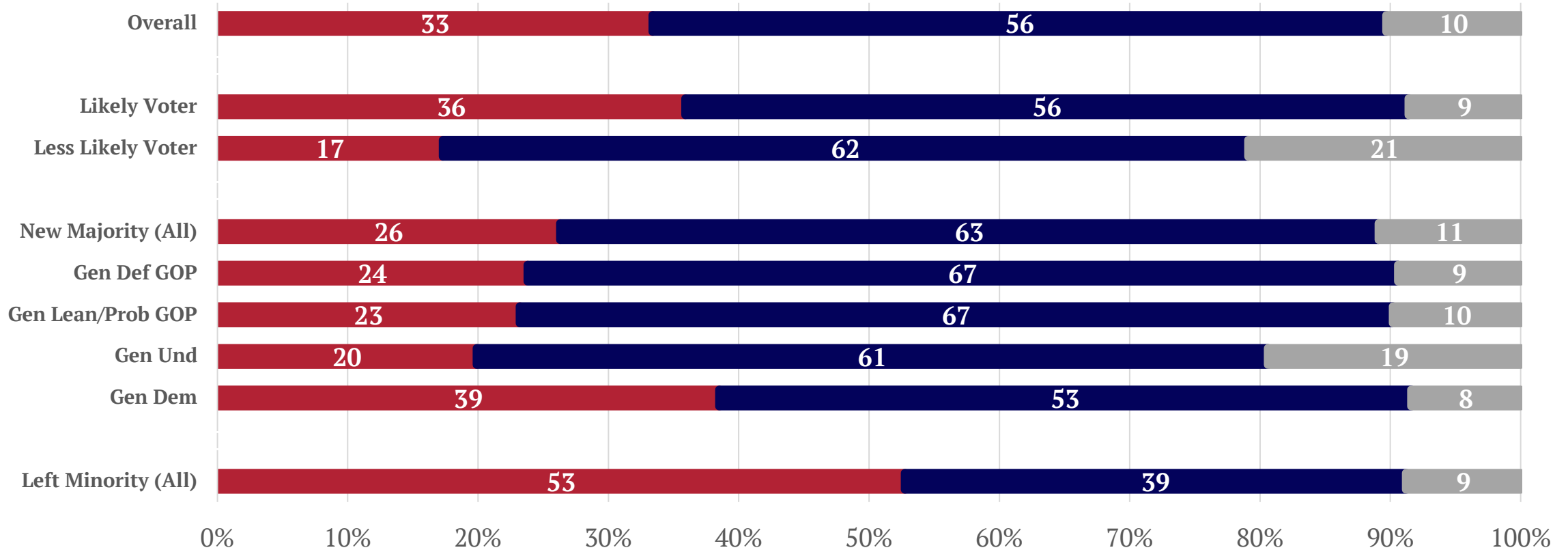
Significant Partisan and Ideological Divide On What Should Be the U.S. Goal in Ukraine

“What should be the goal of the United States with regards to Vladimir Putin and Russia’s invasion of Ukraine?”

1. Support Ukraine until Putin and Russia are defeated.

2. End the war as soon as possible.

■ Support Ukraine Until Russia Defeated ■ End War ASAP ■ Don't Know



*Split Sample: 1,000 RV. New Majority voters are determined through a screener survey of statements, asking respondents to rank their agreement on a 0 to 10 scale, as well as the intensity of their approval of the president and party preference on the generic ballot.

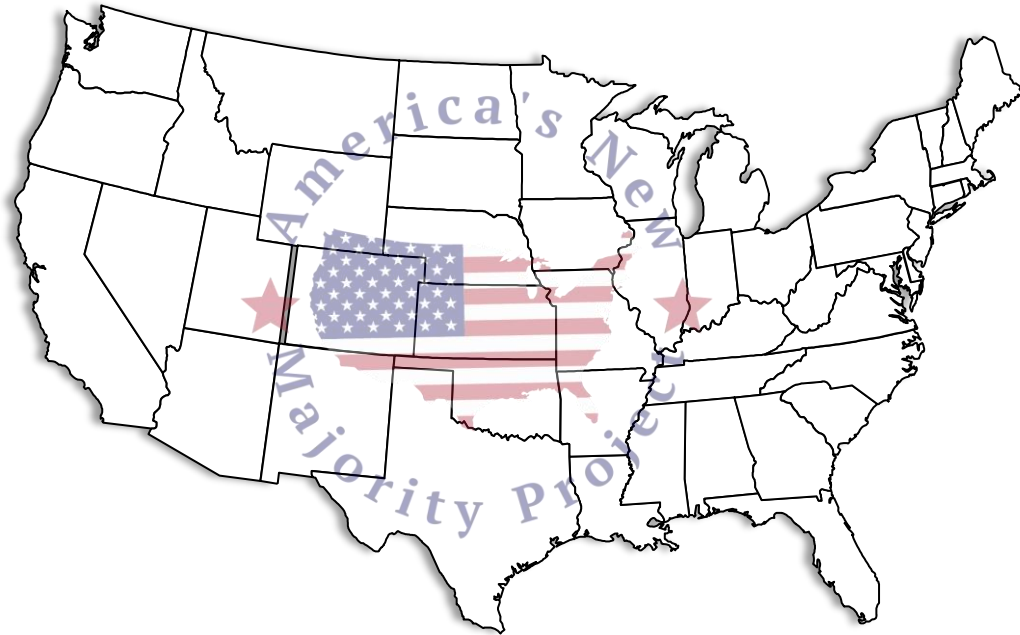


Methodology

Mclaughlin & Associates partnered with Gingrich360 to conduct a national survey for America's New Majority Project. This national survey was conducted among 2,000 registered voters between February 19-22, 2024.

All interviews were conducted online. Survey invitations were distributed randomly within predetermined geographic units. These units were structured to correlate with actual general election turnout.

The sample of 2,000 registered voters has an accuracy of +/- 2.2% at a 95% confidence interval. The numbers in this presentation have been rounded and may not equal 100%.



New England	5%
Middle Atlantic	13%
East North Central	16%
West North Central	6%
South Atlantic	21%
East South Central	6%
West South Central	11%
Mountain	7%
Pacific	15%

18-29	15%
30-40	17%
41-55	25%
56-65	19%
66+	24%

White	68%
Hispanic	13%
Black	13%
Asian	4%
Other	2%

Male	47%
Female	53%

Democratic	36%
Republican	37%
Independent	27%

Less/4yr College	65%
Bachelor's/P.G	35%

