



“Illegal” vs. “Undocumented” –
Which Do Americans Prefer?

 McLaughlin & Associates



KEY TAKEAWAYS

- 63% disagree it is offensive to call someone who is in the United States without legal permission an “illegal immigrant.”
- 50% say “illegal immigrant” is the better term to describe someone who is in the United States without legal permission. 40% say it is “undocumented person”.
- Just 30% agree with the White House’s use of the term “newcomers” to describe people in the United States without legal permission.
- 58% agree that people who use the term “undocumented person” tend to prefer open borders.

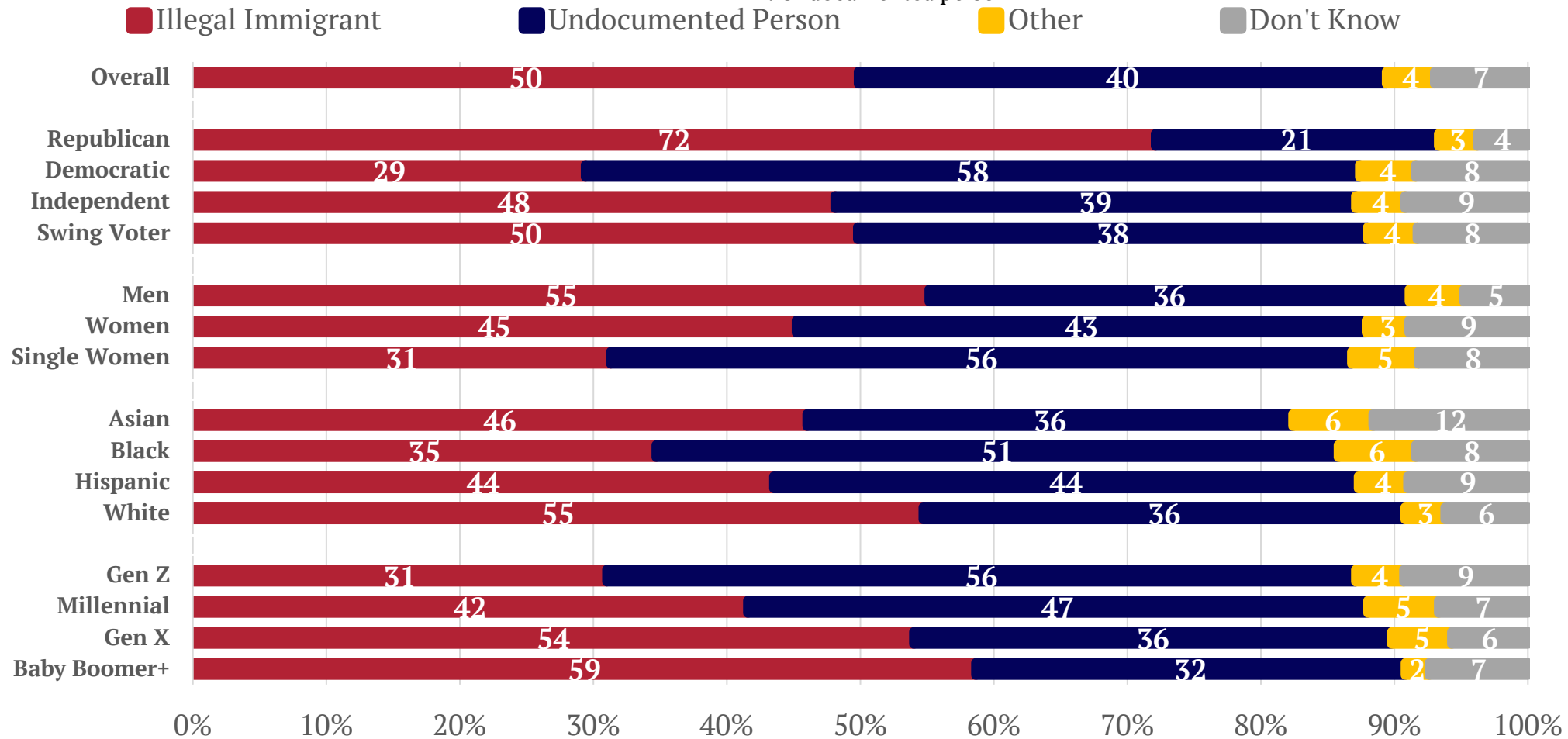
More Say “Illegal Immigrant” Is The Better Term

LARGE PARTISAN AND AGE DIVIDE, WHILE HISPANICS SPLIT

Which is the better way to describe foreign-born people in the United States without legal permission?”

1. Illegal immigrant

2. Undocumented person



6-in-10 New Majority Voters Say “Illegal Immigrant” Is the Better Term

Which is the better way to describe foreign-born people in the United States without legal permission?

1. Illegal immigrant

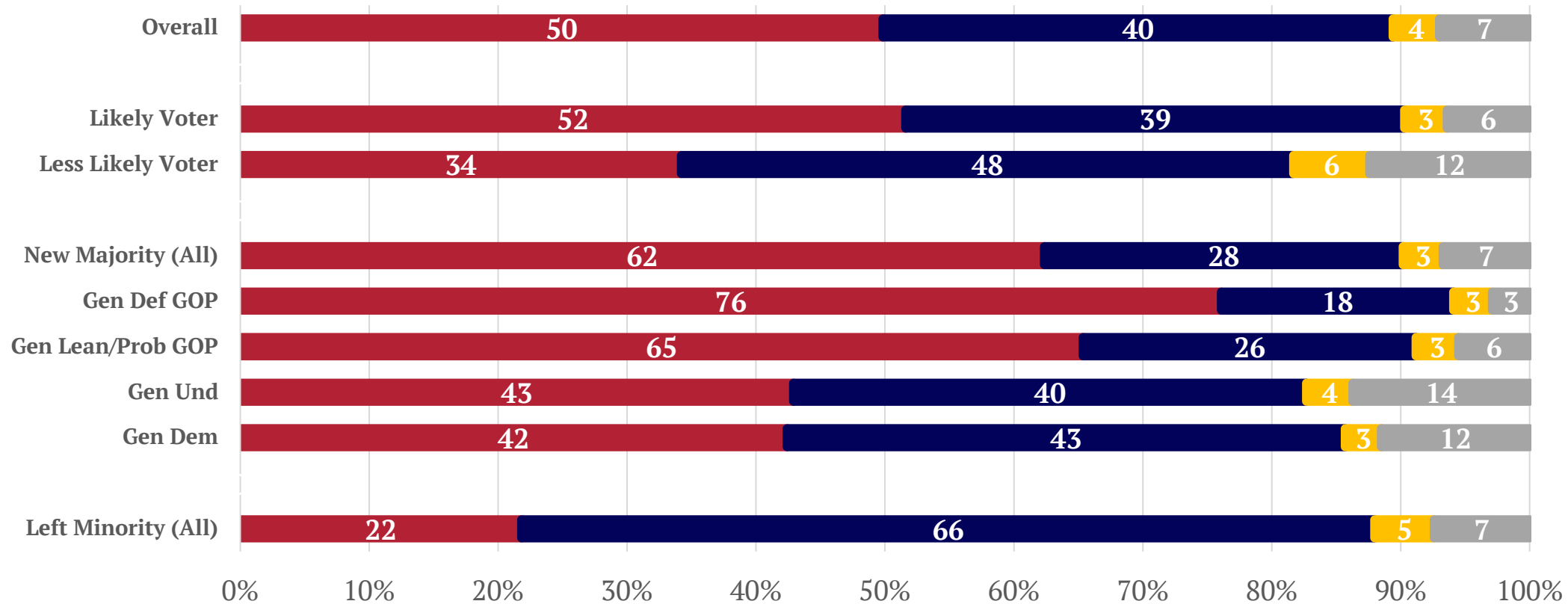
2. Undocumented person

Illegal Immigrant

Undocumented Person

Other

Don't Know

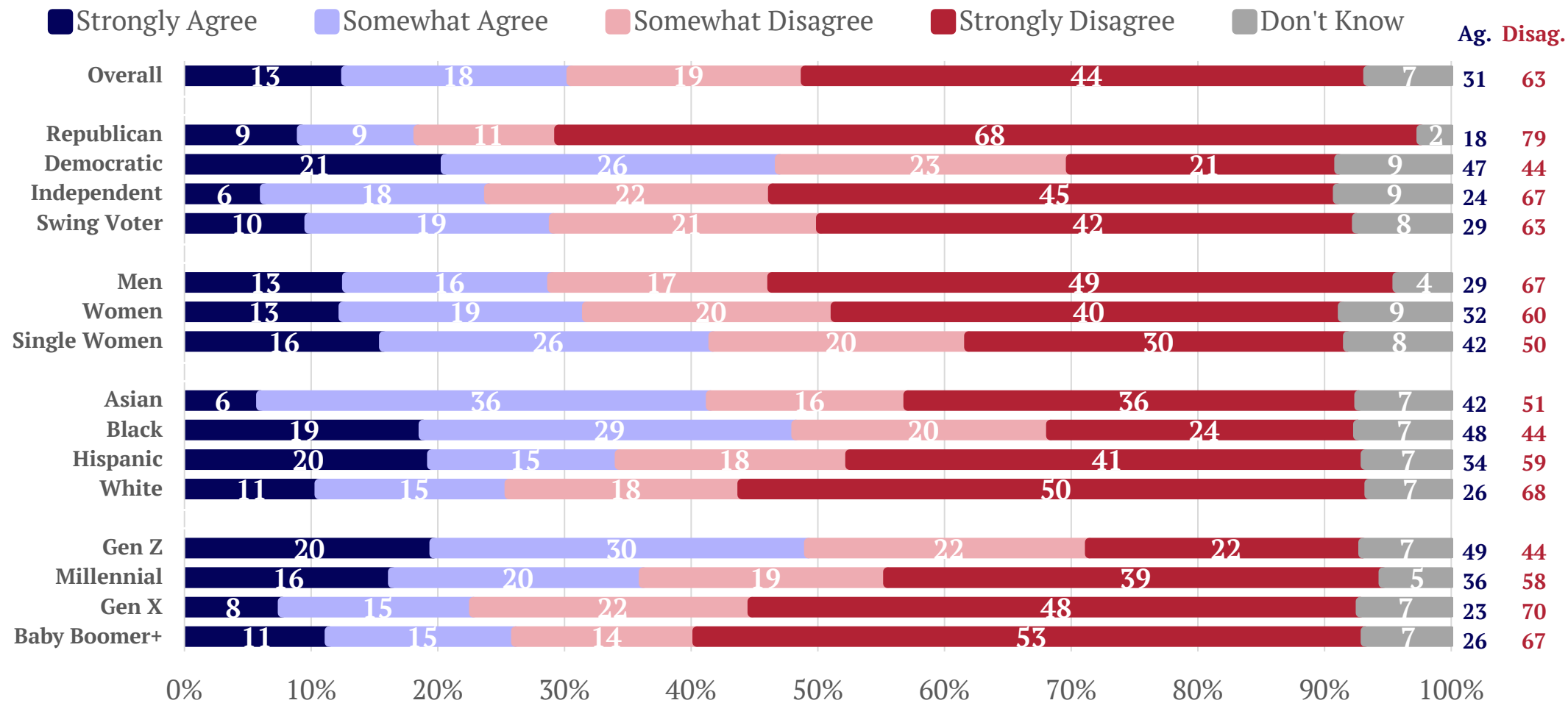


*New Majority voters are determined through a screener survey of statements, asking respondents to rank their agreement on a 0 to 10 scale, as well as the intensity of their approval of the president and party preference on the generic ballot.



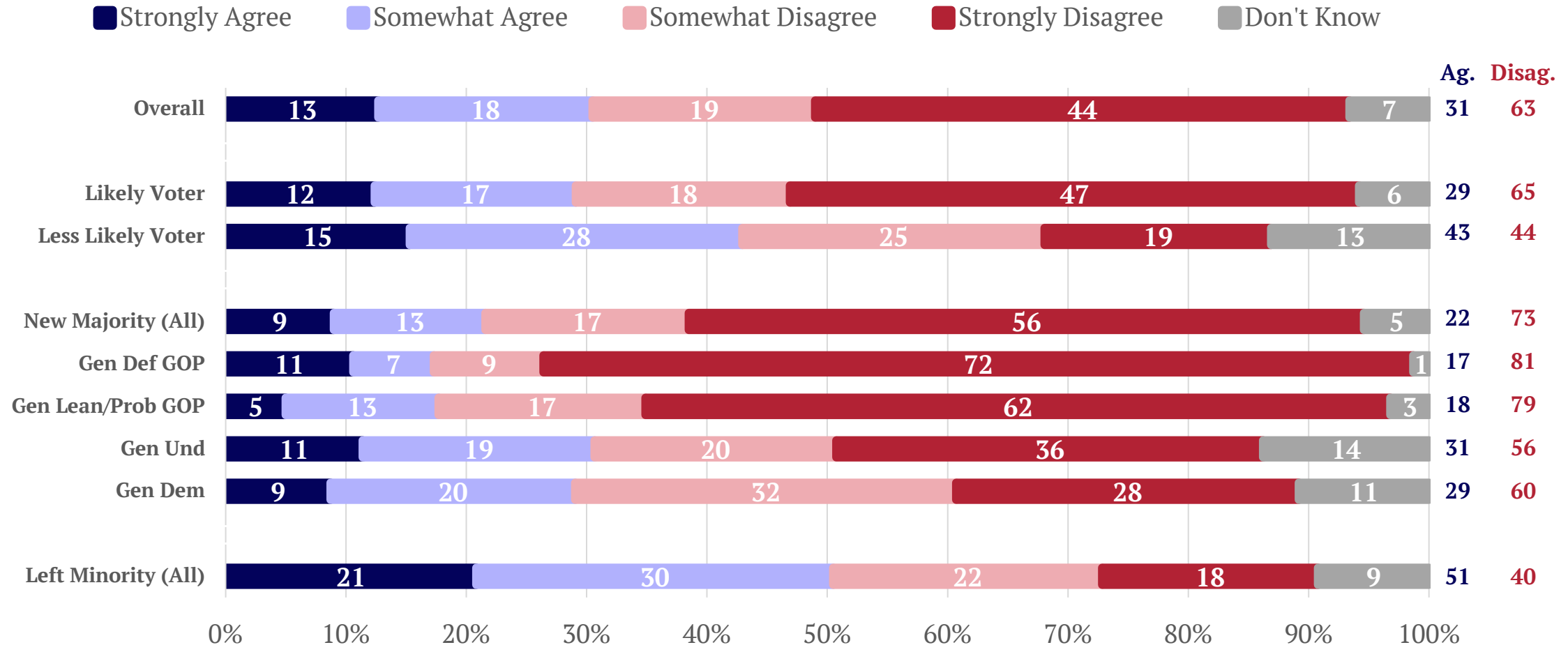
More Than 6-in-10 Disagree It is Offensive to Use The Term “Illegal Immigrant”

Do you agree or disagree that it is “offensive” to call someone who is in the United States without legal permission an “illegal immigrant”?



Large Split Between New Majority and Left Minority Voters On If “Illegal Immigrant” Is Offensive

Do you agree or disagree that it is “offensive” to call someone who is in the United States without legal permission an “illegal immigrant”?



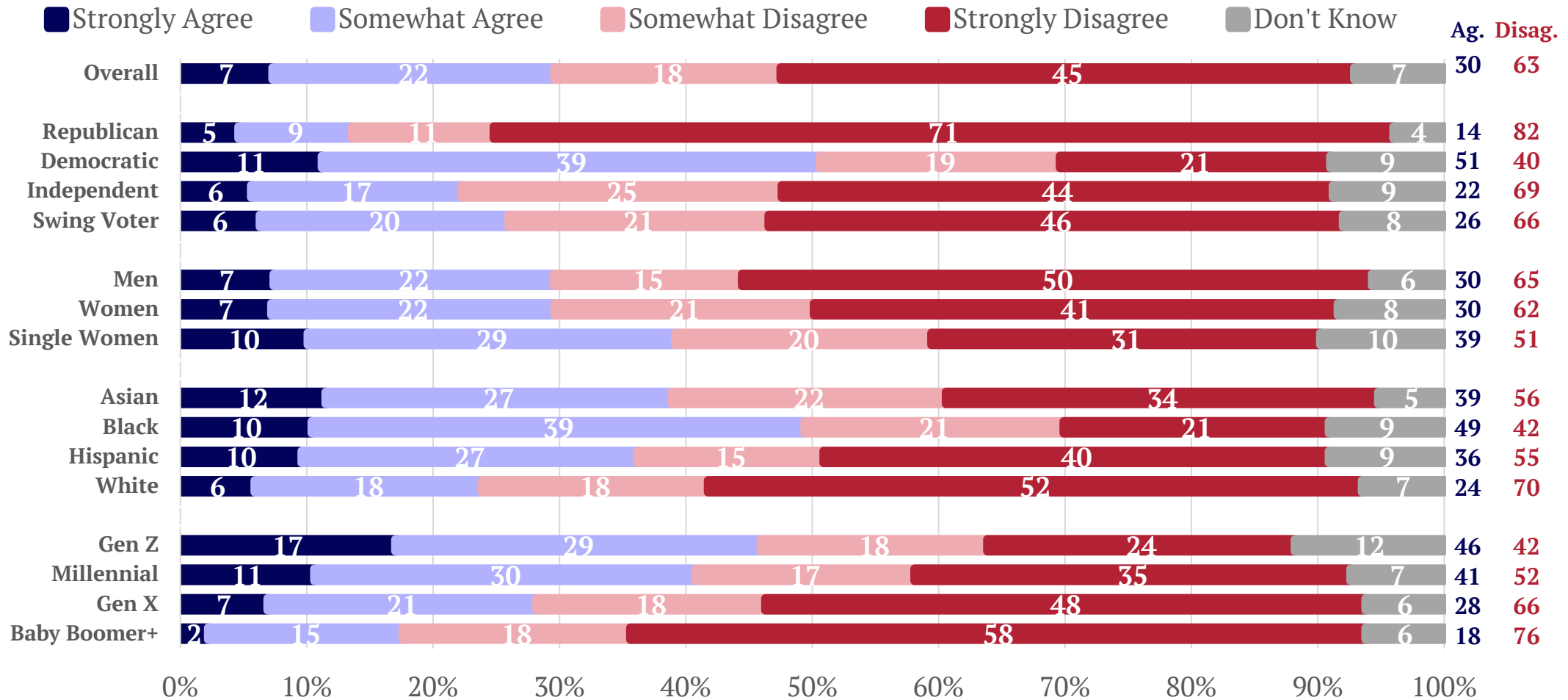
*New Majority voters are determined through a screener survey of statements, asking respondents to rank their agreement on a 0 to 10 scale, as well as the intensity of their approval of the president and party preference on the generic ballot.



Just 3-in-10 Agree With Using “Newcomers”

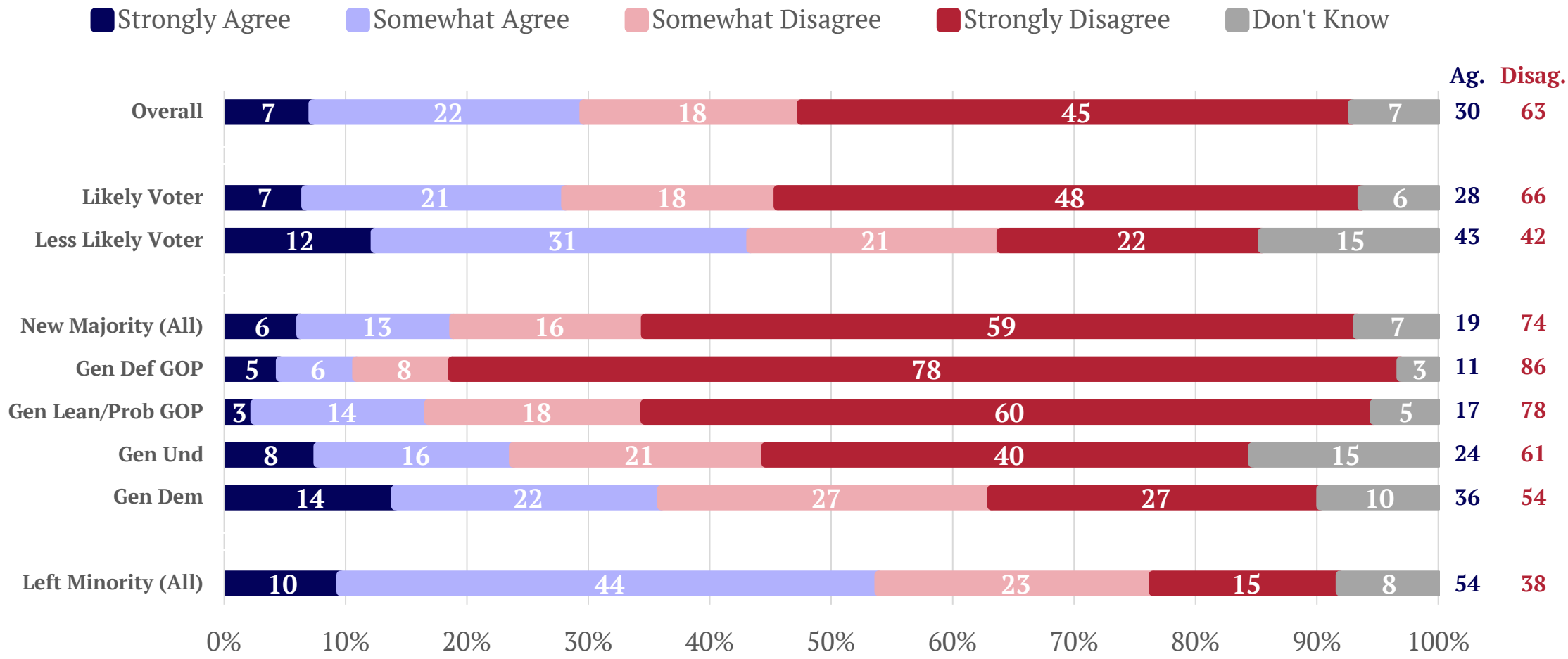
ONLY DEMOCRATS AGREE “NEWCOMERS” IS A GOOD WAY TO DESCRIBE PEOPLE IN U.S. WITHOUT PERMISSION

“The White House recently referred to foreign-born people in the United States without legal permission as “newcomers.”
Do you agree or disagree that “newcomers” is good way to describe these people?”



All New Majority Voter Groups Disagree “Newcomers” Is A Good Way to Describe People in U.S. Illegally

“The White House recently referred to foreign-born people in the United States without legal permission as “newcomers.”
Do you agree or disagree that “newcomers” is good way to describe these people?”



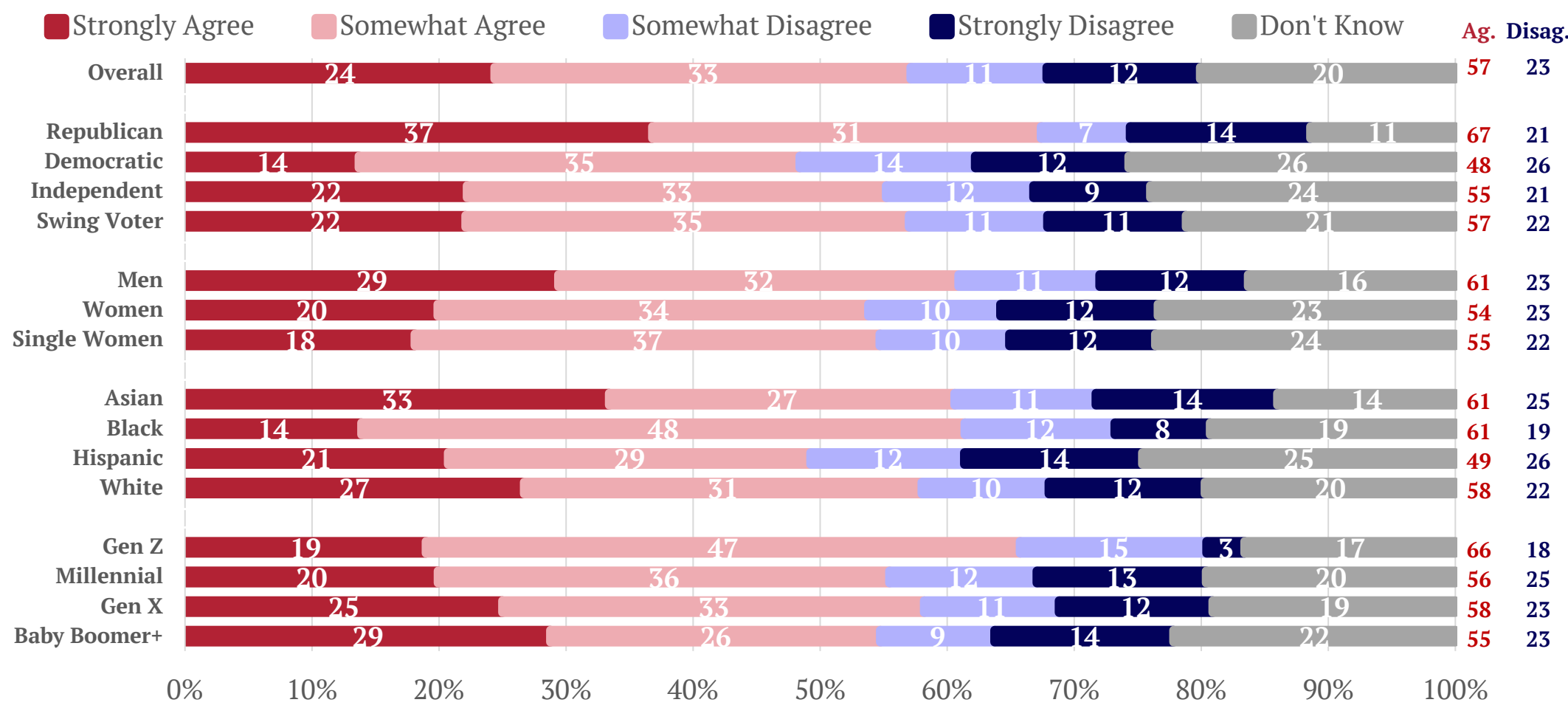
*New Majority voters are determined through a screener survey of statements, asking respondents to rank their agreement on a 0 to 10 scale, as well as the intensity of their approval of the president and party preference on the generic ballot.



Nearly 6-in-10 Agree People Who Say “Undocumented Person” Prefer Open Borders

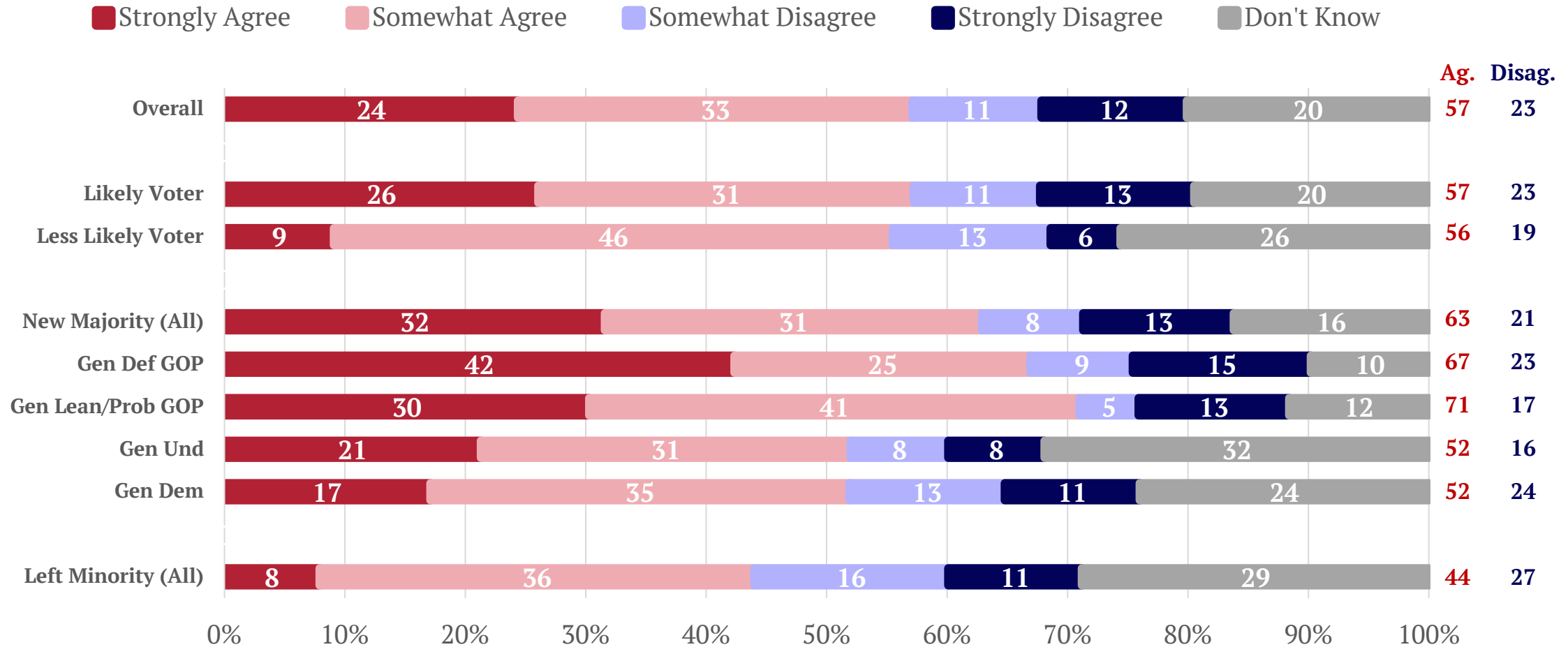
THIS INCLUDES A PLURALITY OF DEMOCRATS AND HISPANICS

“Do you agree or disagree that people who use the term “undocumented person” to refer to foreign-born people in the United States without legal permission tend to prefer open borders?”



All New Majority Voter Groups Say Those That Say “Undocumented Person” Tend to Prefer Open Borders

“Do you agree or disagree that people who use the term “undocumented person” to refer to foreign-born people in the United States without legal permission tend to prefer open borders?”

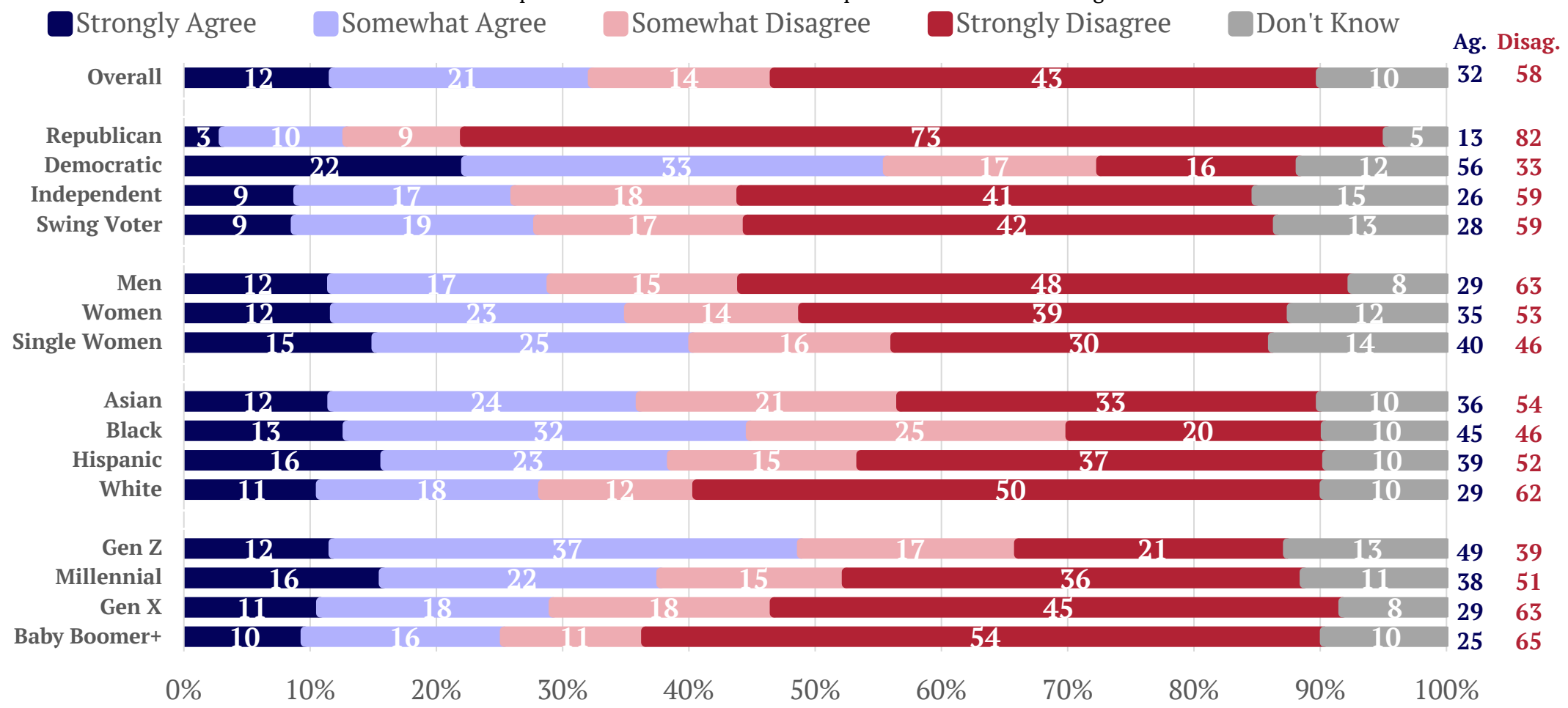


*New Majority voters are determined through a screener survey of statements, asking respondents to rank their agreement on a 0 to 10 scale, as well as the intensity of their approval of the president and party preference on the generic ballot.



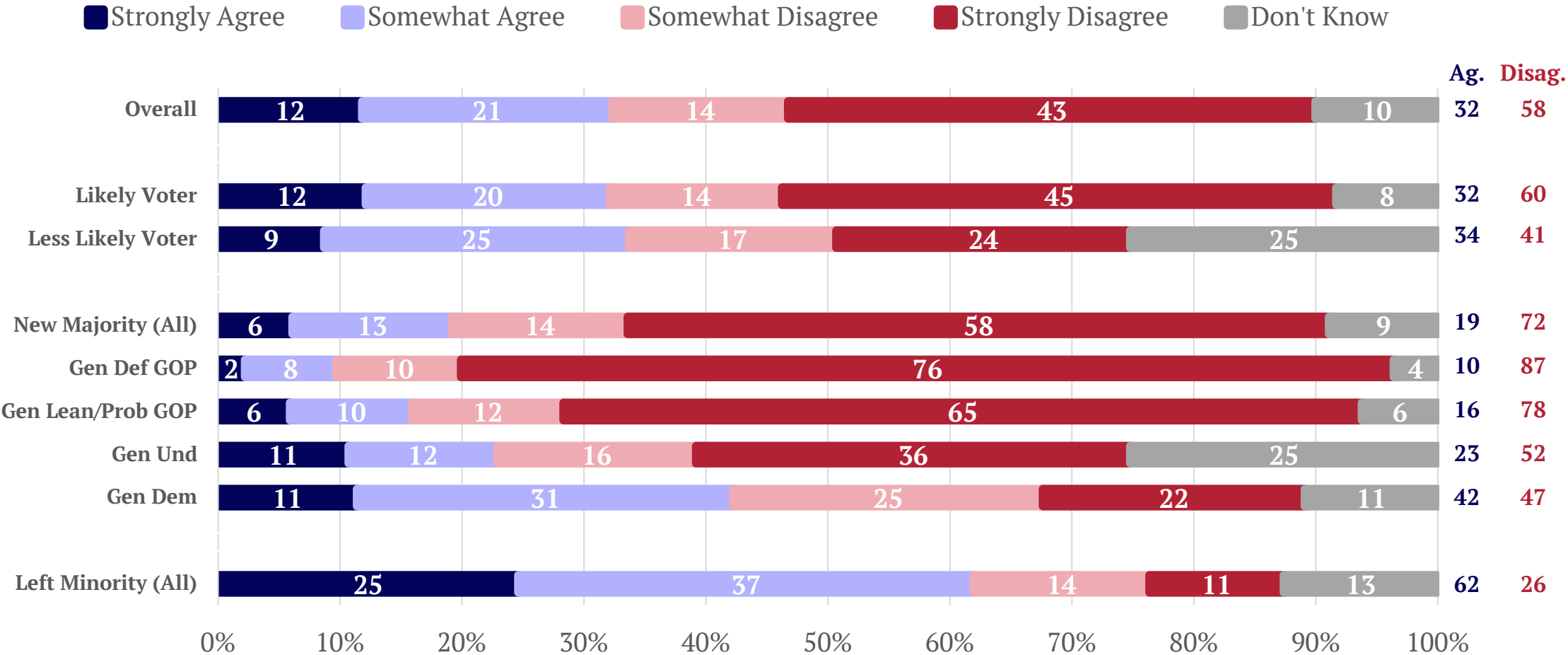
Most Disagree That Laken Riley's Alleged Killer Should Be Called "Undocumented" Instead of "Illegal"

"President Biden recently referred to a Venezuelan man in the United States without legal permission who was arrested for the murder of an American nursing student as "an illegal" but later said he should have called the man "an undocumented person." Do you agree or disagree with President Biden that it's better to refer to a murder suspect in the United States without legal permission as "an undocumented person" instead of "an illegal"?"



New Majority Disagrees, Left Minority Agrees with Biden on What To Call Laken Riley's Alleged Killer

“President Biden recently referred to a Venezuelan man in the United States without legal permission who was arrested for the murder of an American nursing student as “an illegal” but later said he should have called the man “an undocumented person.” Do you agree or disagree with President Biden that it’s better to refer to a murder suspect in the United States without legal permission as “an undocumented person” instead of “an illegal”?”



*New Majority voters are determined through a screener survey of statements, asking respondents to rank their agreement on a 0 to 10 scale, as well as the intensity of their approval of the president and party preference on the generic ballot.

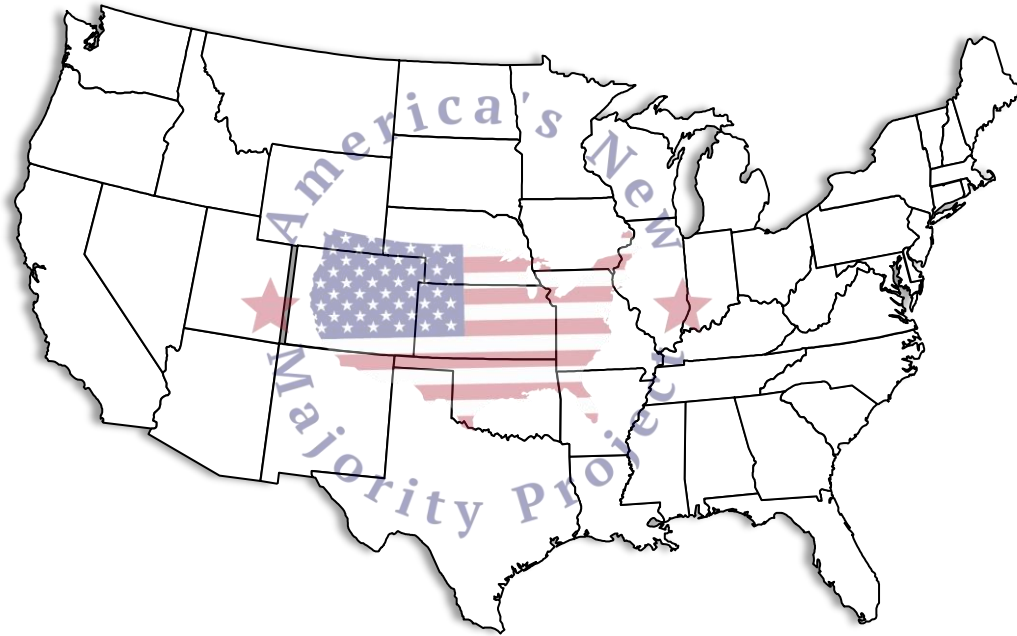


Methodology

Mclaughlin & Associates partnered with Gingrich360 to conduct a national survey for America's New Majority Project. This national survey was conducted among 2,000 registered voters between February 19-22, 2024.

All interviews were conducted online. Survey invitations were distributed randomly within predetermined geographic units. These units were structured to correlate with actual general election turnout.

The sample of 2,000 registered voters has an accuracy of +/- 2.2% at a 95% confidence interval. The numbers in this presentation have been rounded and may not equal 100%.



New England	5%
Middle Atlantic	13%
East North Central	16%
West North Central	6%
South Atlantic	21%
East South Central	6%
West South Central	11%
Mountain	7%
Pacific	15%

18-29	15%
30-40	17%
41-55	25%
56-65	19%
66+	24%

White	68%
Hispanic	13%
Black	13%
Asian	4%
Other	2%

Male	47%
Female	53%

Democratic	36%
Republican	37%
Independent	27%

Less/4yr College	65%
Bachelor's/P.G	35%

