



The Border Crisis: Deliberate Strategy or Incompetence?

 **McLaughlin & Associates**

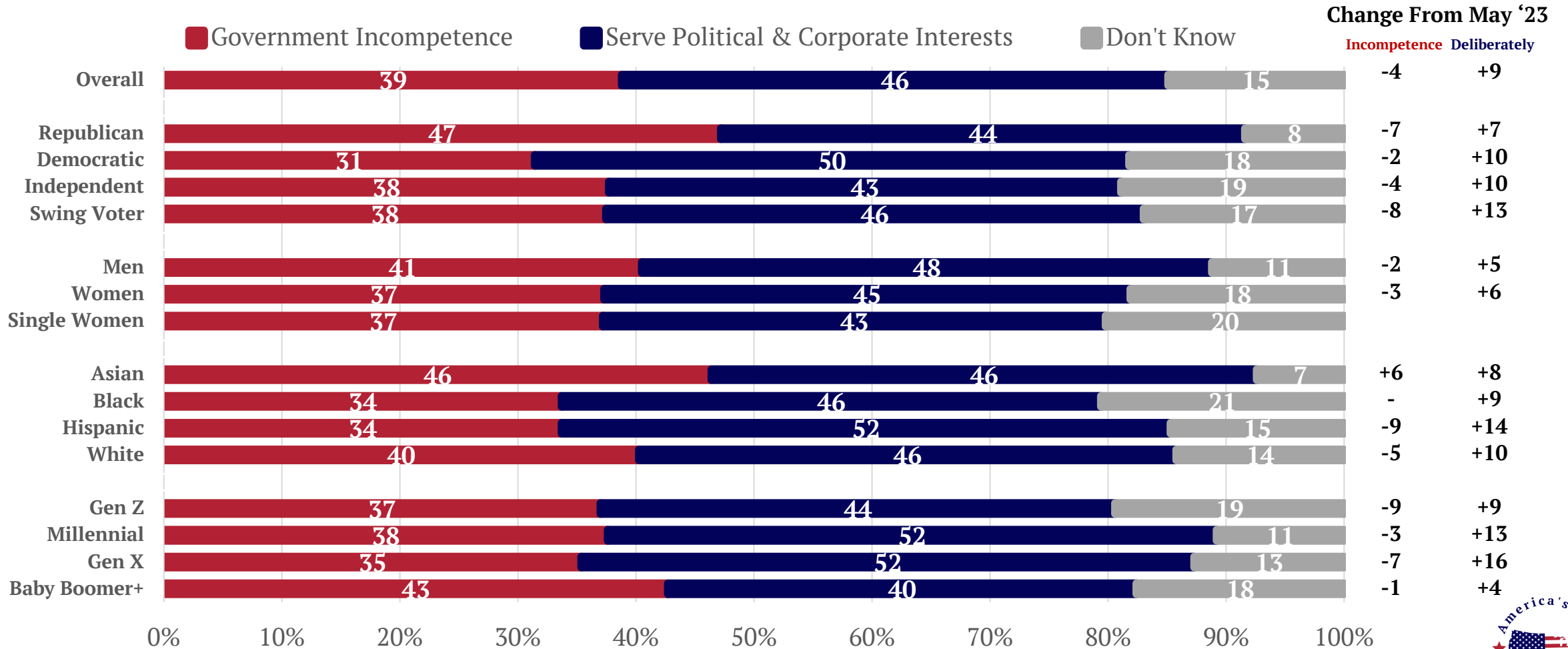


KEY TAKEAWAYS

- More Americans now say that the situation at the border is being done deliberately than say it is due to government incompetence. This is a 13-point swing toward deliberate from one year ago.
- Half of all voters say Biden and the Democrats are letting in illegal immigrants in hopes they will vote for Democrats.
- Half of all voters say that Biden and the Democrats are letting in illegal immigrants to increase the number of people in Democratic states to gain electoral votes and seats in Congress.

In Reversal, More Now Believe Border Crisis Is Deliberate Than Incompetence

“Which of the following comes closer to your opinion?” 1. The situation at the border is due to the government’s incompetence.
2. The situation at the border is done deliberately to serve political and corporate interests.



*Split Sample: 1,000 RV

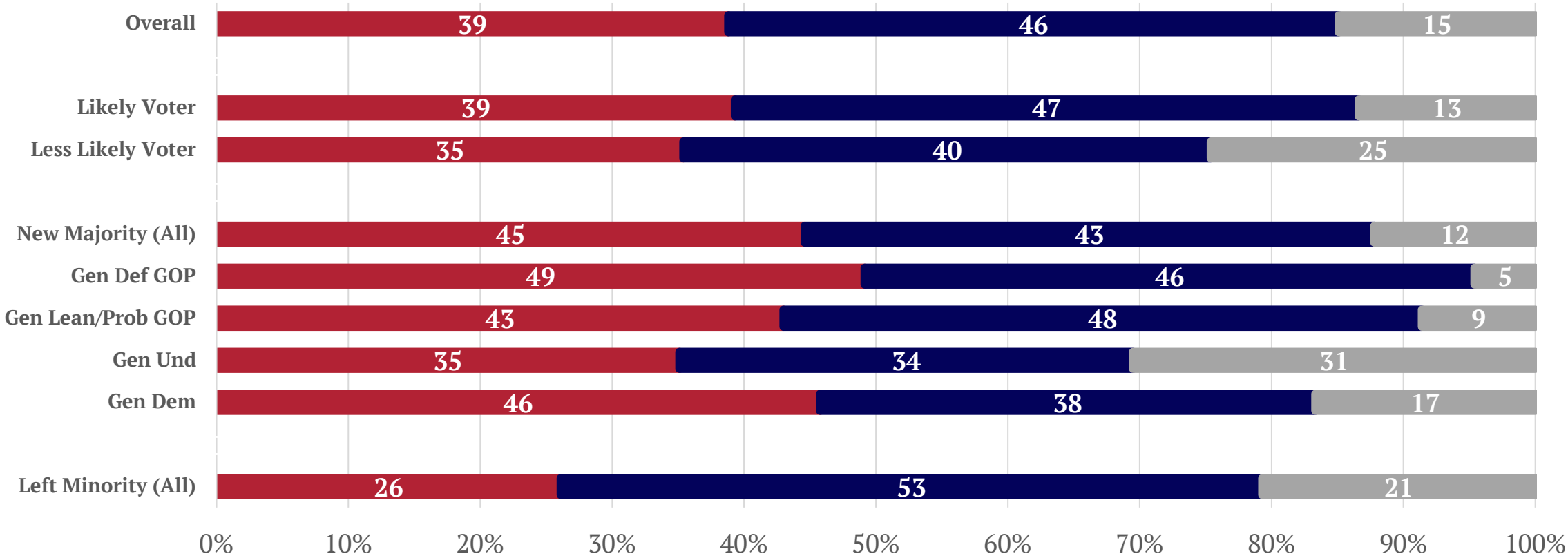


Left Minority Voters More Likely To Believe Situation At Border Being Done Deliberately

“Which of the following comes closer to your opinion?”

1. The situation at the border is due to the government’s incompetence.
2. The situation at the border is done deliberately to serve political and corporate interests.

■ Government Incompetence
 ■ Serve Political & Corporate Interests
 ■ Don't Know

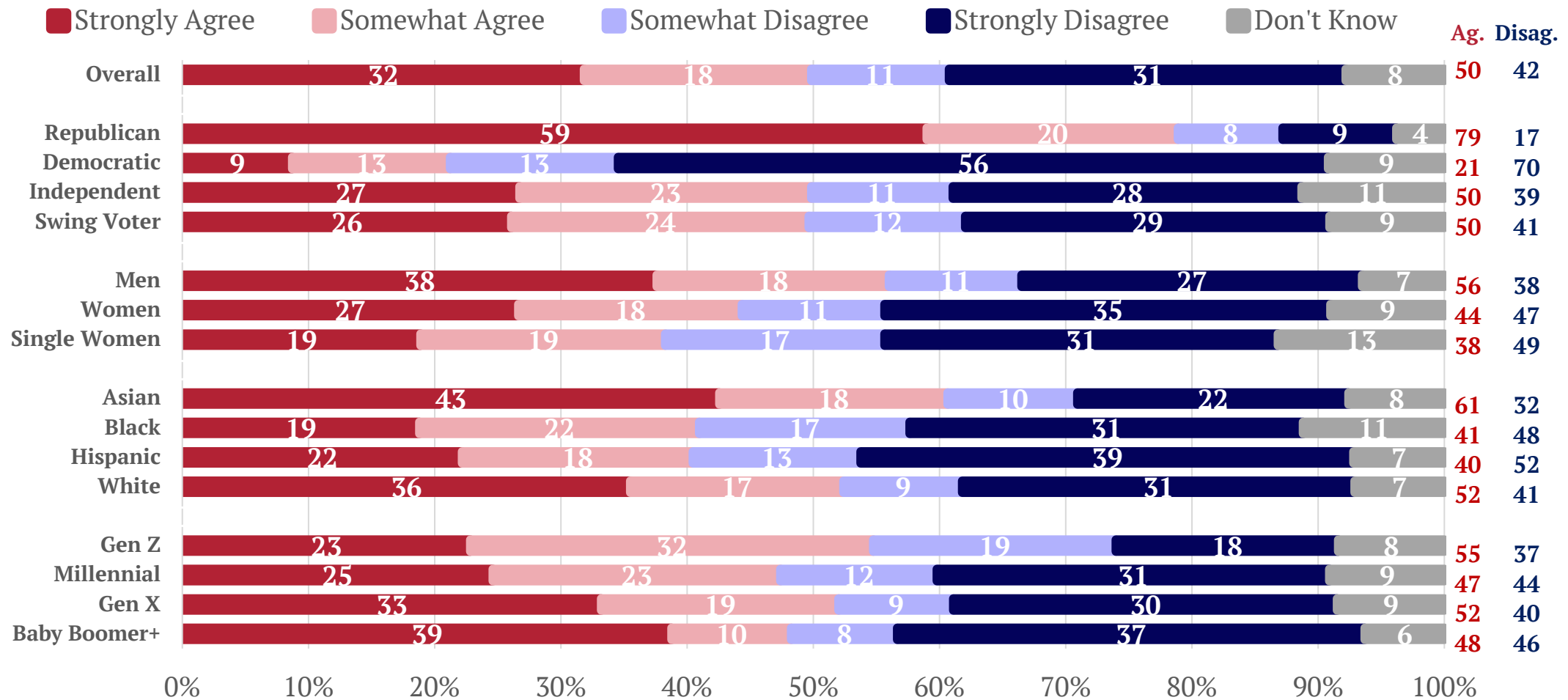


*Split Sample: 1,000 RV. New Majority voters are determined through a screener survey of statements, asking respondents to rank their agreement on a 0 to 10 scale, as well as the intensity of their approval of the president and party preference on the generic ballot.



More Agree Than Disagree That Biden and Democrats Letting In Illegal Immigrants To Vote For Democrats

“Do you agree or disagree that President Joe Biden and the Democrats are deliberately allowing illegal immigrants into the country in hopes that they will vote for Democrats?”

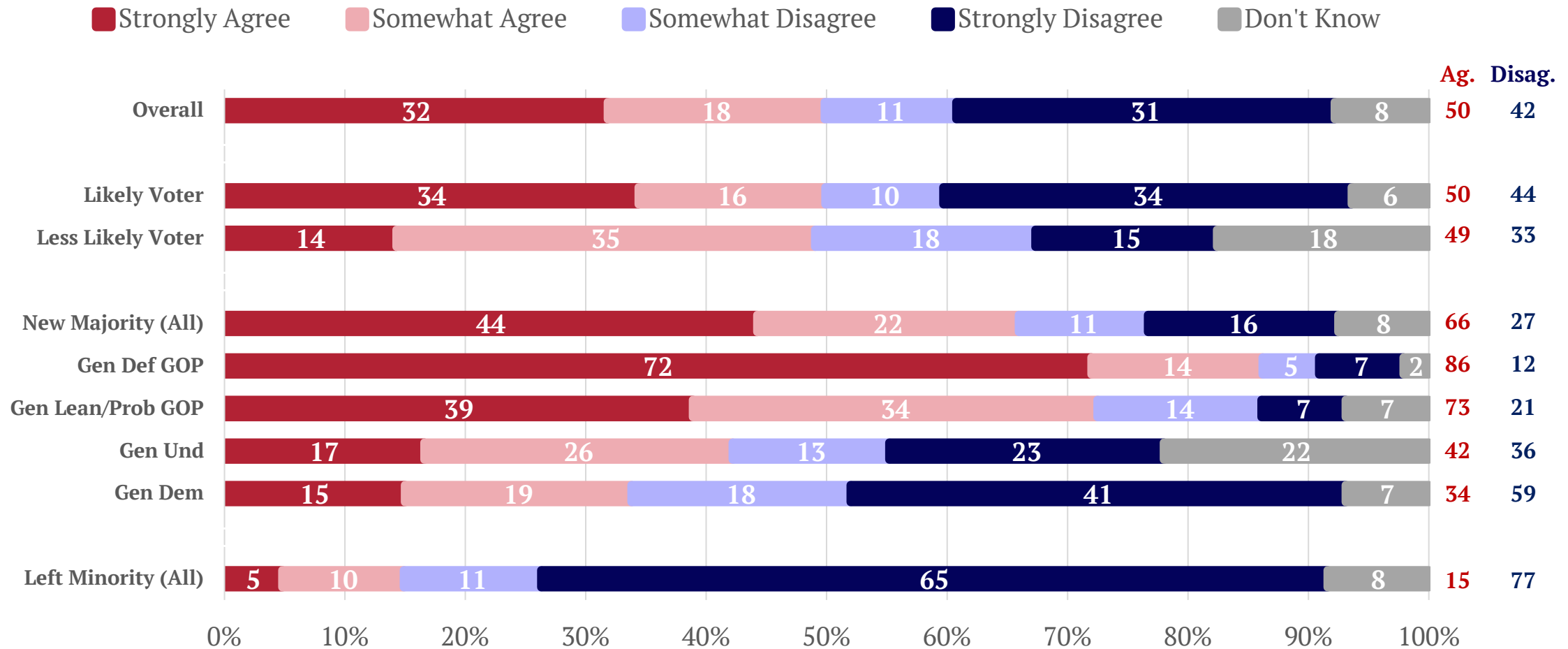


*Split Sample: 1,000 RV



2-in-3 New Majority Voters Agree Illegal Immigrants Being Let In To Vote for Democrats

“Do you agree or disagree that President Joe Biden and the Democrats are deliberately allowing illegal immigrants into the country in hopes that they will vote for Democrats?”

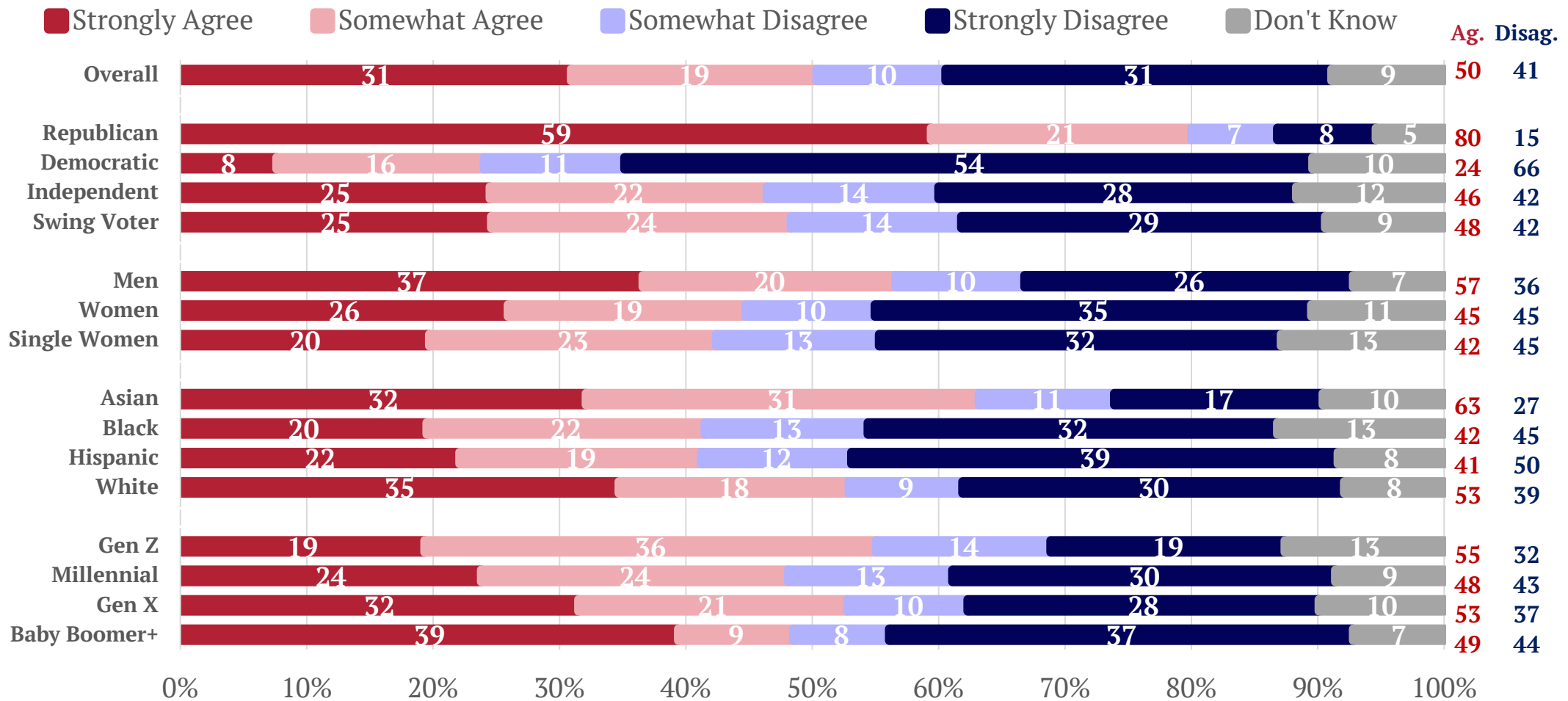


*Split Sample: 1,000 RV. New Majority voters are determined through a screener survey of statements, asking respondents to rank their agreement on a 0 to 10 scale, as well as the intensity of their approval of the president and party preference on the generic ballot.



More Agree Than Disagree That Illegal Immigrants Are Let In So Democratic States Gain Electoral Votes

“Do you agree or disagree that President Joe Biden and the Democrats are deliberately allowing illegal immigrants into the country to increase the number of people in Democratic states to gain electoral votes and seats in Congress?”

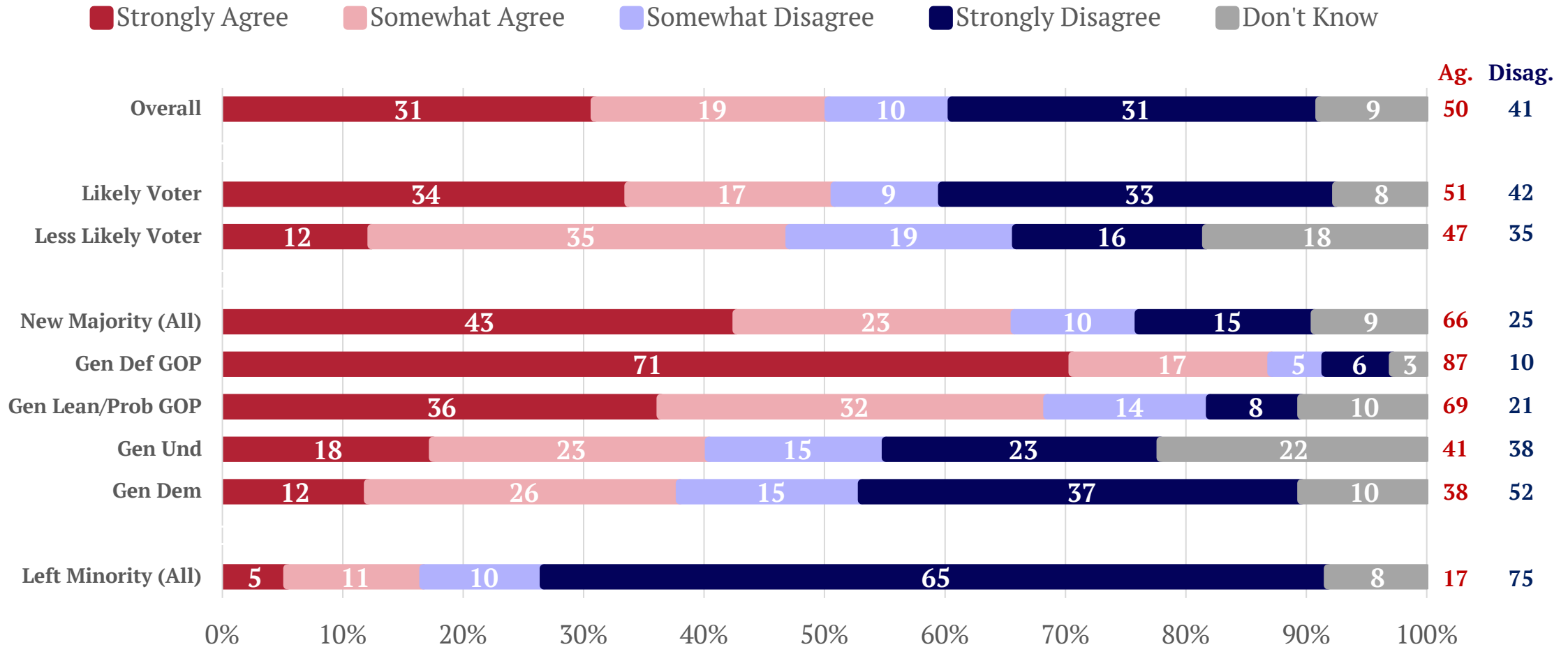


*Split Sample: 1,000 RV



2-in-3 New Majority Voters Agree Illegal Immigrants Being Let In So Democratic States Gain Electoral Votes

“Do you agree or disagree that President Joe Biden and the Democrats are deliberately allowing illegal immigrants into the country to increase the number of people in Democratic states to gain electoral votes and seats in Congress? “



*Split Sample: 1,000 RV. New Majority voters are determined through a screener survey of statements, asking respondents to rank their agreement on a 0 to 10 scale, as well as the intensity of their approval of the president and party preference on the generic ballot.

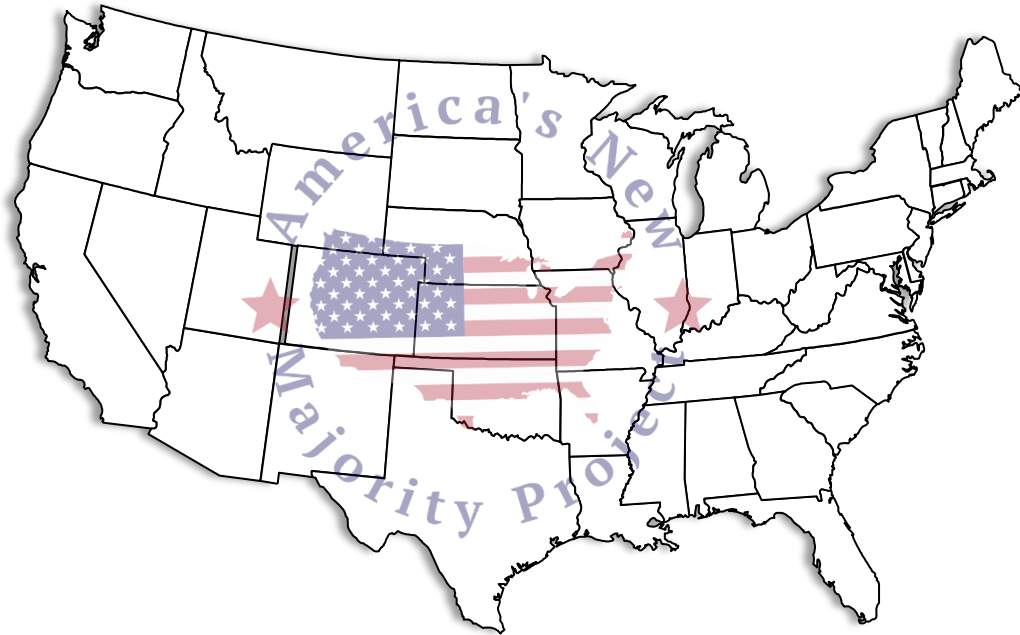


Methodology

Mclaughlin & Associates partnered with Gingrich360 to conduct a national survey for America's New Majority Project. This national survey was conducted among 2,000 registered voters between May 11-14, 2024.

All interviews were conducted online. Survey invitations were distributed randomly within predetermined geographic units. These units were structured to correlate with actual general election turnout.

The sample of 2,000 registered voters has an accuracy of +/- 2.2% at a 95% confidence interval. The numbers in this presentation have been rounded and may not equal 100%.



New England	5%
Middle Atlantic	13%
East North Central	16%
West North Central	6%
South Atlantic	21%
East South Central	6%
West South Central	11%
Mountain	7%
Pacific	15%

18-29	15%
30-40	17%
41-55	25%
56-65	19%
66+	24%

White	68%
Hispanic	13%
Black	13%
Asian	4%
Other	2%

Male	47%
Female	53%

Democratic	36%
Republican	37%
Independent	27%

Less/4yr College	66%
Bachelor's/P.G	34%

