



Support for Taxpayer-Funded  
Healthcare Programs Paying for  
Gender Reassignment Surgery

 McLaughlin & Associates

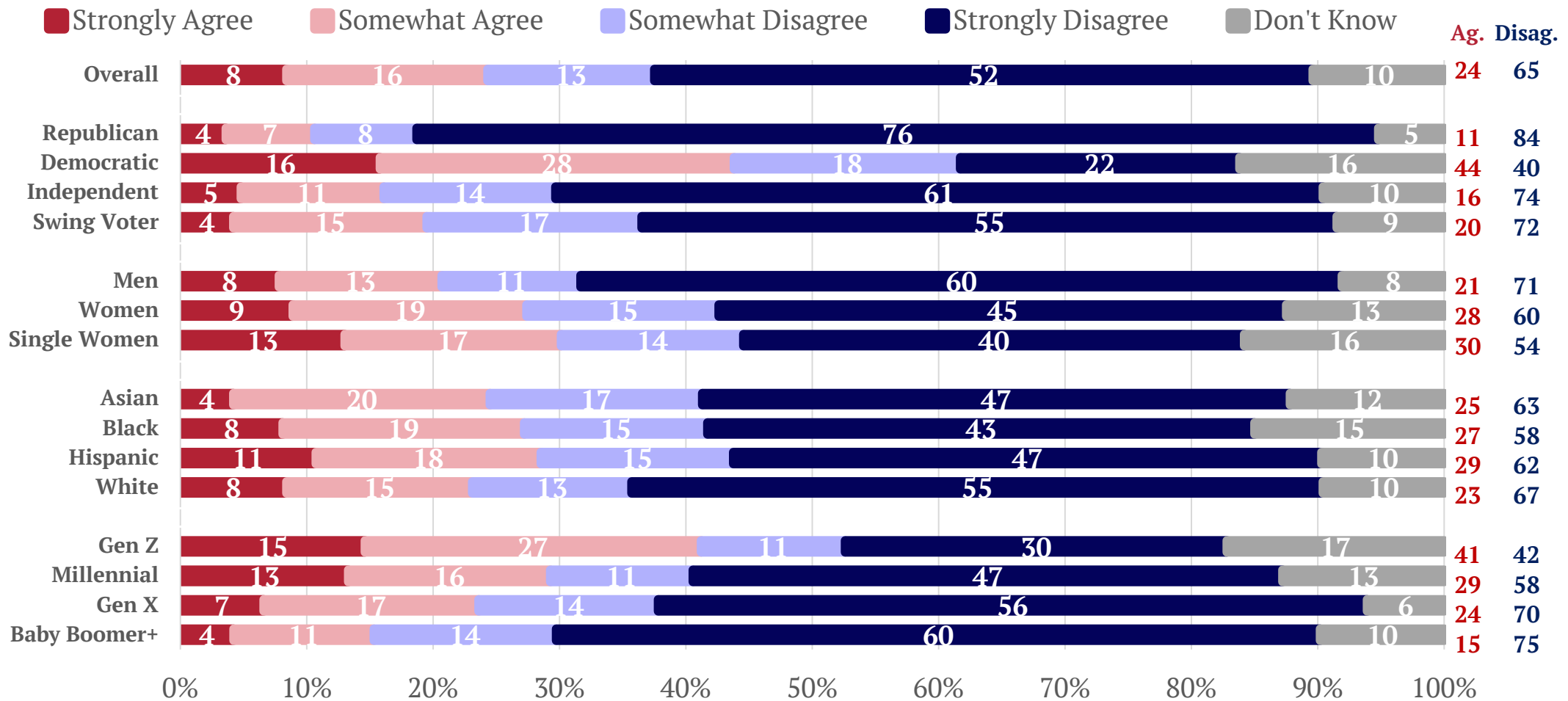


# KEY TAKEAWAYS

- Two-in-three voters disagree that taxpayer-funded healthcare programs should be required to pay for gender reassignment surgery.
- Nearly 6-in-10 voters disagree it is discrimination for taxpayer-funded healthcare programs to refuse to pay for gender reassignment surgery.
- Nearly 6-in-10 voters would support a law that prohibits taxpayer dollars from being used to pay for gender reassignment surgery.
- By a 25-point margin, a Republican candidate who supports a ban on taxpayer dollars being used to pay for gender reassignment surgery defeats a hypothetical Democratic candidate who supports requiring taxpayer-funded healthcare programs to pay for them.

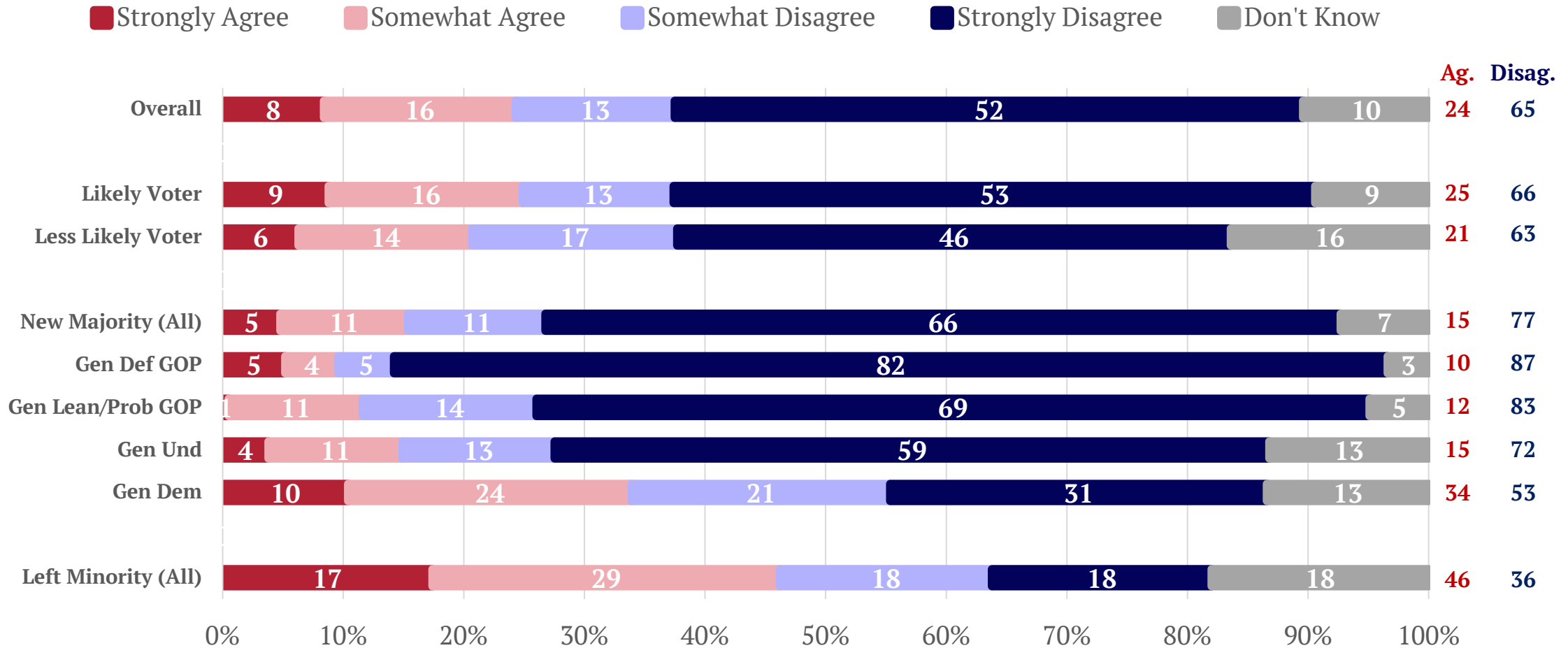
# 2-in-3 Voters Disagree With Gender Reassignment Surgery Coverage Requirement in Govt Programs

“Do you agree or disagree that taxpayer-funded healthcare programs should be required to pay for gender reassignment surgery?”



# Nearly 8-in-10 New Majority Voters Disagree With Gender Reassignment Surgery Coverage Requirement

“Do you agree or disagree that taxpayer-funded healthcare programs should be required to pay for gender reassignment surgery?”



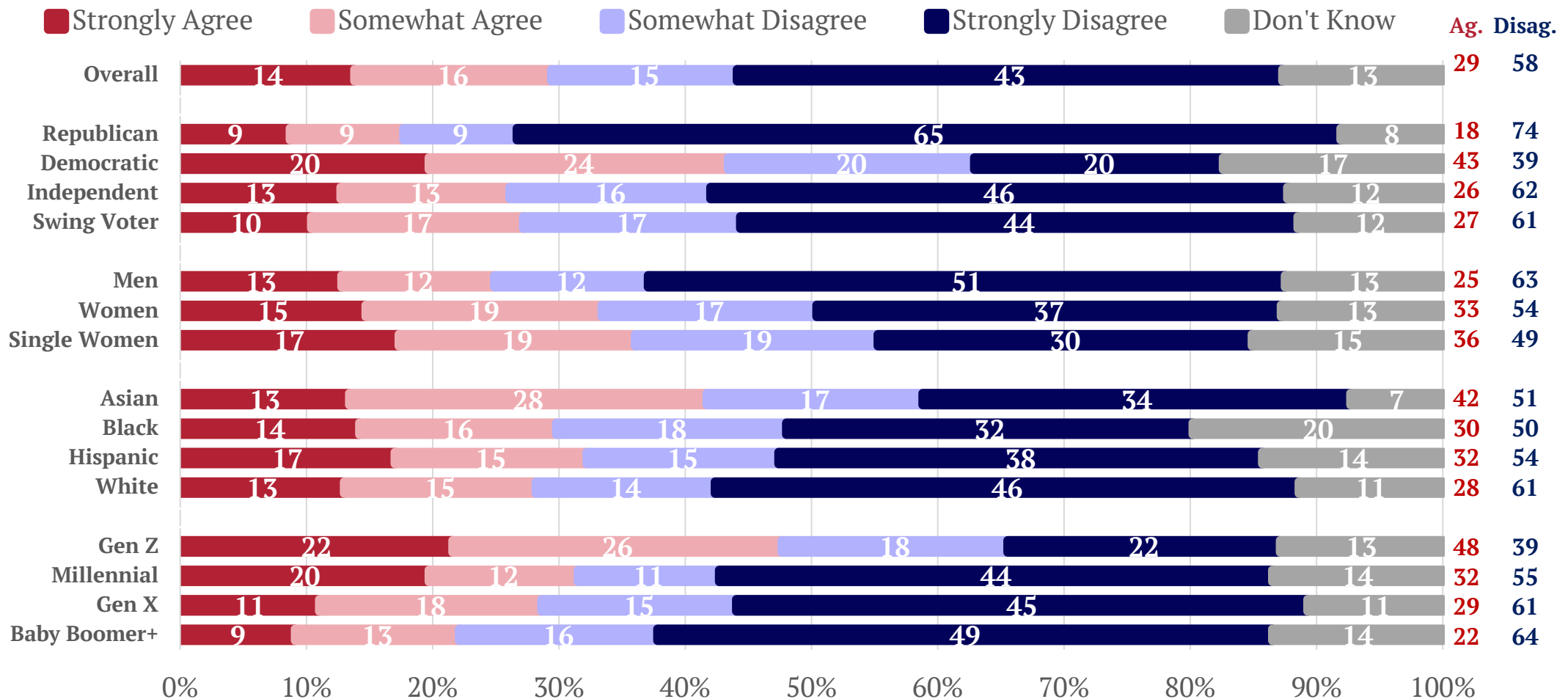
\*New Majority voters are determined through a screener survey of statements, asking respondents to rank their agreement on a 0 to 10 scale, as well as the intensity of their approval of the president and party preference on the generic ballot.



# Most Disagree Refusing to Cover Gender Reassignment Surgery is Discrimination

## PLURALITY OF GEN Z AGREES

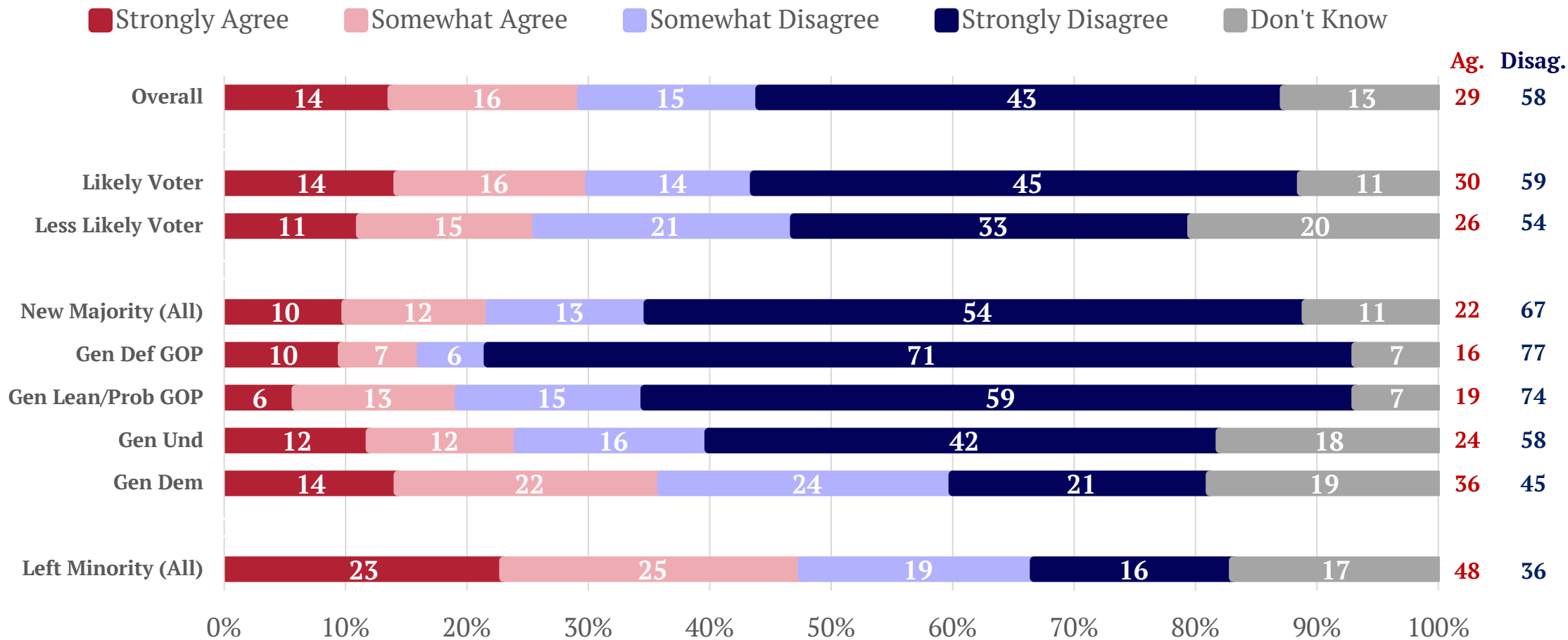
“Do you agree or disagree that it is discrimination for taxpayer-funded healthcare programs to refuse to pay for gender reassignment surgery?”



# 2-in-3 New Majority Voters Disagree Refusing to Cover Gender Reassignment Is Discrimination

PLURALITY OF LEFT MINORITY AGREES

“Do you agree or disagree that it is discrimination for taxpayer-funded healthcare programs to refuse to pay for gender reassignment surgery?”

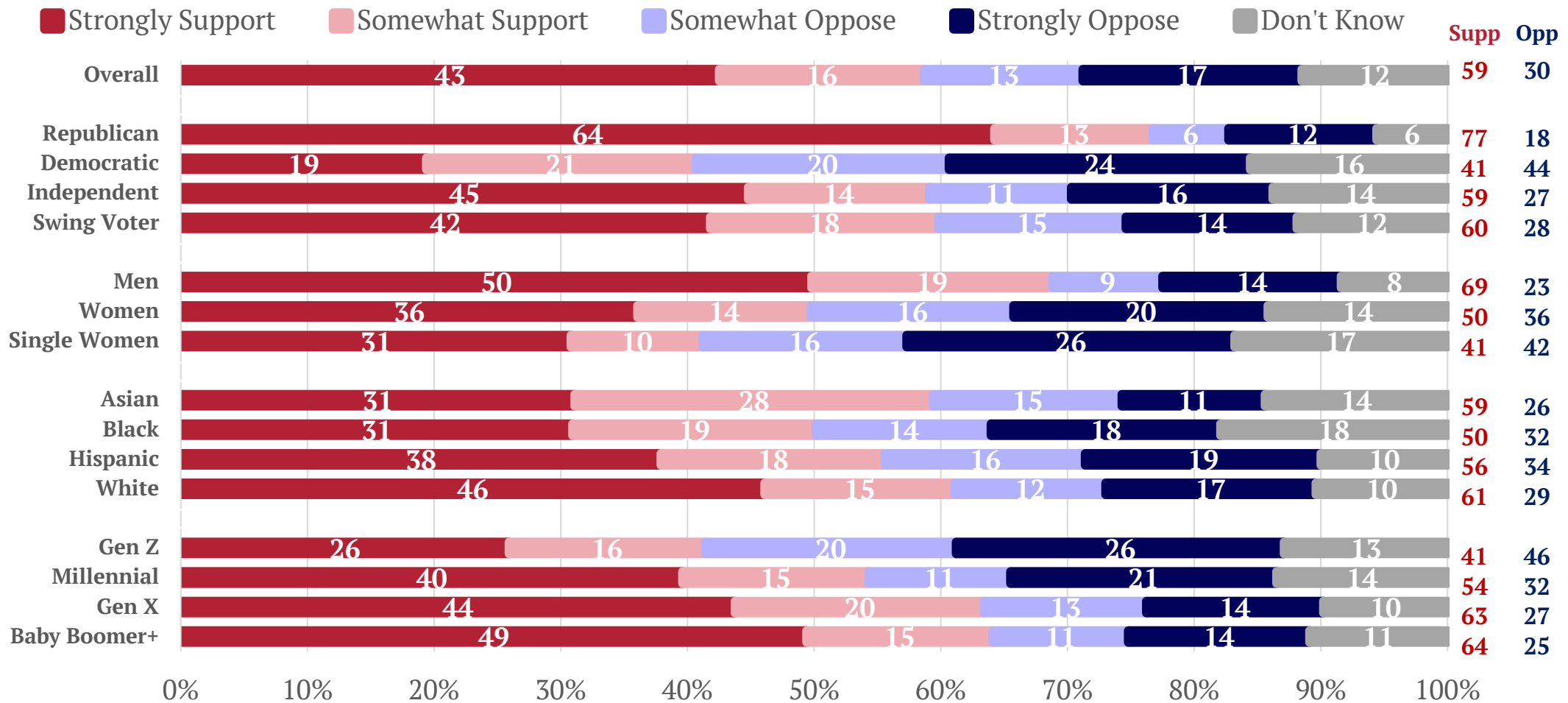


\*New Majority voters are determined through a screener survey of statements, asking respondents to rank their agreement on a 0 to 10 scale, as well as the intensity of their approval of the president and party preference on the generic ballot.



# Nearly 6-in-10 Support Prohibiting Taxpayer Dollars from Paying for Gender Reassignment Surgery

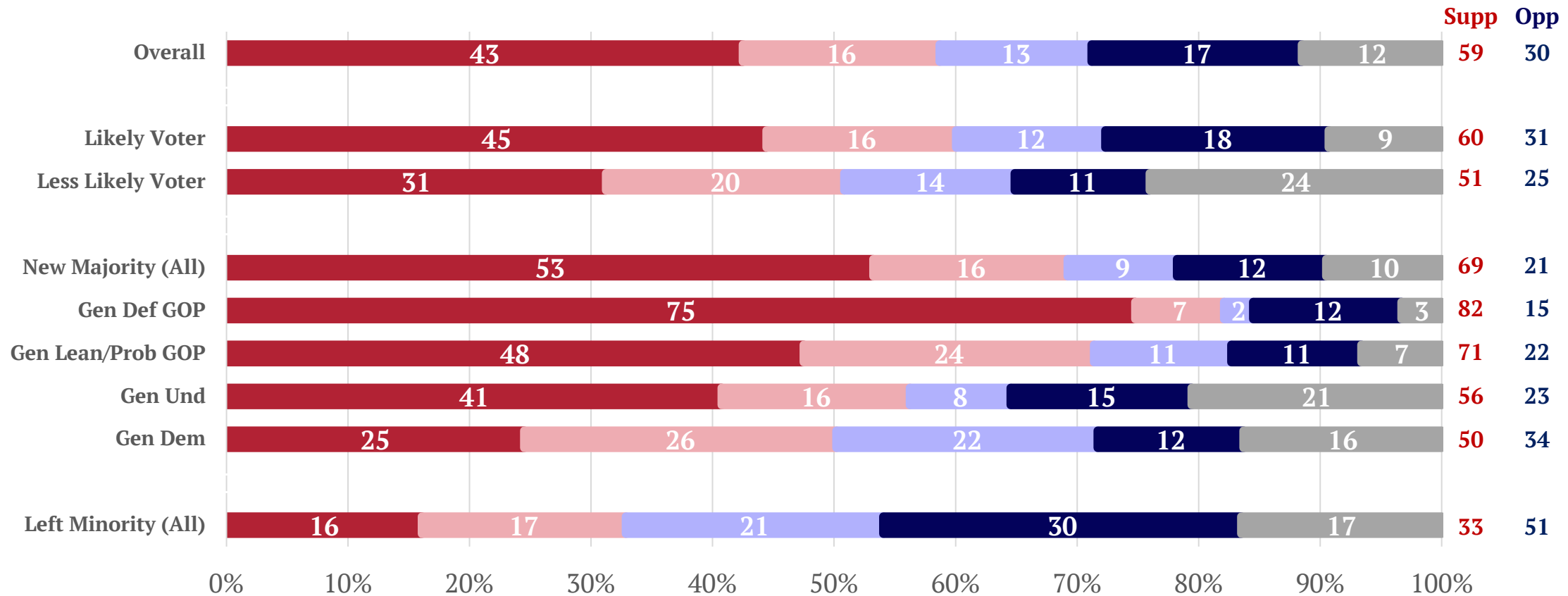
“Would you support or oppose a law that forbids taxpayer dollars from being used to pay for gender reassignment surgery?”



# Nearly 7-in-10 New Majority Voters Support Prohibiting Tax Dollars from Paying for the Surgeries

“Would you support or oppose a law that forbids taxpayer dollars from being used to pay for gender reassignment surgery?”

■ Strongly Support   
 ■ Somewhat Support   
 ■ Somewhat Oppose   
 ■ Strongly Oppose   
 ■ Don't Know



\*New Majority voters are determined through a screener survey of statements, asking respondents to rank their agreement on a 0 to 10 scale, as well as the intensity of their approval of the president and party preference on the generic ballot.

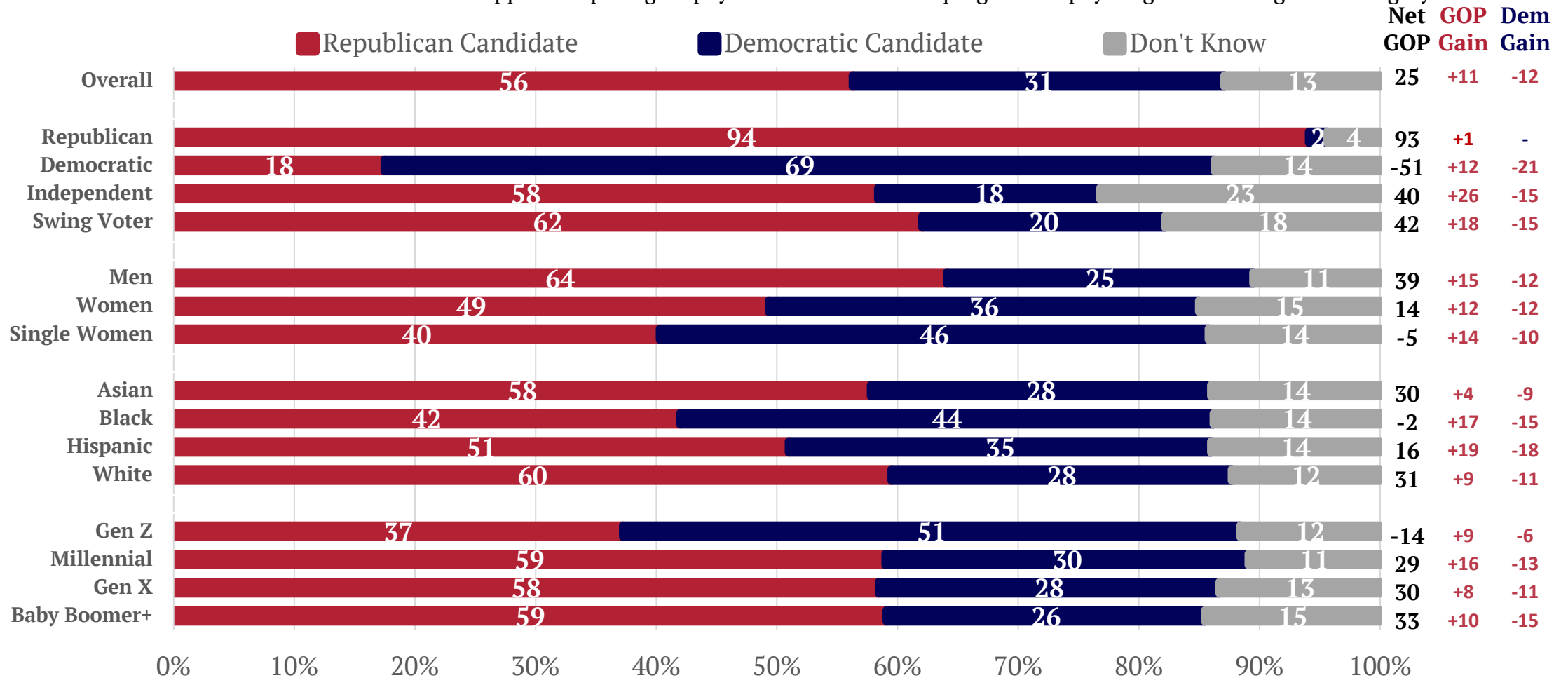




# A Republican Candidate Supporting A Ban Defeats A Hypothetical Democrat Candidate by 25-Point Margin

“Which candidate are you more likely to vote for?”

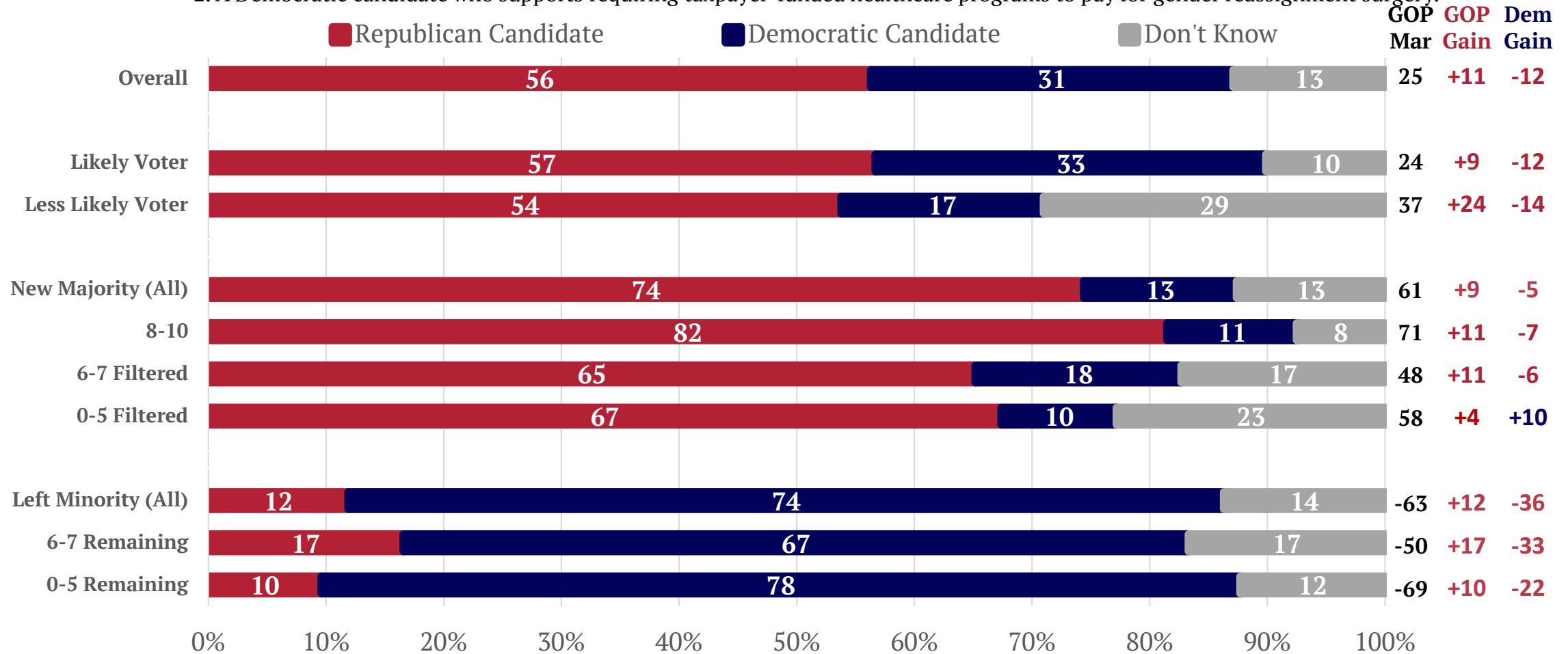
1. A Republican candidate who supports a law forbidding taxpayer dollars from being used to pay for gender reassignment surgery.
2. A Democratic candidate who supports requiring taxpayer-funded healthcare programs to pay for gender reassignment surgery.



# A Republican Candidate Supporting A Ban Gains 9 Points From New Majority Voters

“Which candidate are you more likely to vote for?”

1. A Republican candidate who supports a law forbidding taxpayer dollars from being used to pay for gender reassignment surgery.
2. A Democratic candidate who supports requiring taxpayer-funded healthcare programs to pay for gender reassignment surgery.



\*New Majority voters are determined through a screener survey of statements, asking respondents to rank their agreement on a 0 to 10 scale, as well as the intensity of their approval of the president and party preference on the generic ballot.

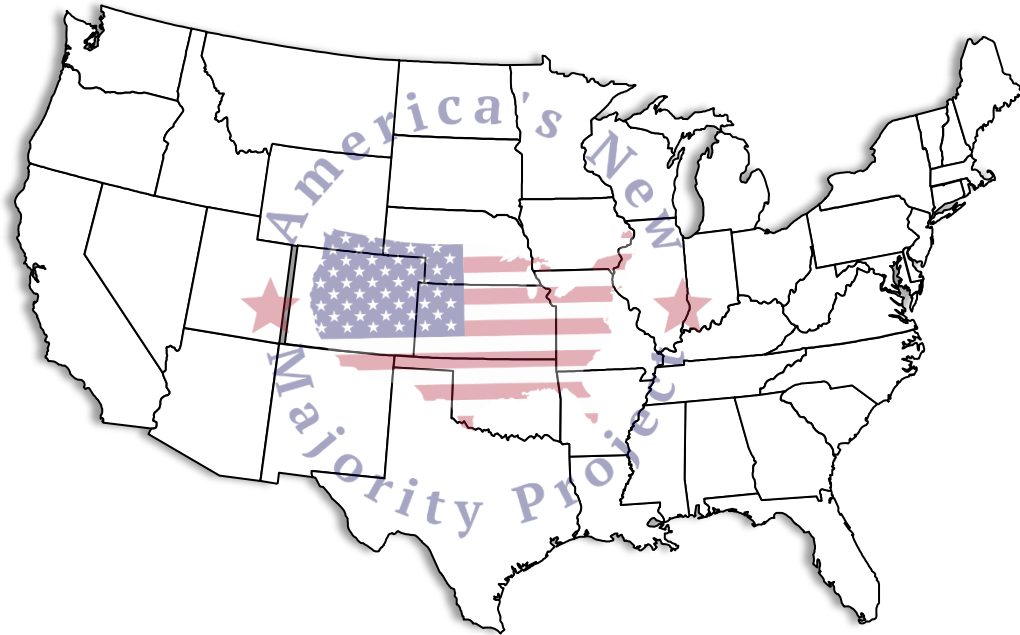


# Methodology

Mclaughlin & Associates partnered with Gingrich360 to conduct a national survey for America's New Majority Project. This national survey was conducted among 2,000 registered voters between May 11-14, 2024.

All interviews were conducted online. Survey invitations were distributed randomly within predetermined geographic units. These units were structured to correlate with actual general election turnout.

The sample of 2,000 registered voters has an accuracy of +/- 2.2% at a 95% confidence interval. The numbers in this presentation have been rounded and may not equal 100%.



New England	5%
Middle Atlantic	13%
East North Central	16%
West North Central	6%
South Atlantic	21%
East South Central	6%
West South Central	11%
Mountain	7%
Pacific	15%

18-29	15%
30-40	17%
41-55	25%
56-65	19%
66+	24%

White	68%
Hispanic	13%
Black	13%
Asian	4%
Other	2%

Male	47%
Female	53%

Democratic	36%
Republican	37%
Independent	27%

Less/4yr College	66%
Bachelor's/P.G	34%

