



**Battleground Poll Report:
Impact of America's Corrupt
Political System**

 **McLaughlin & Associates**

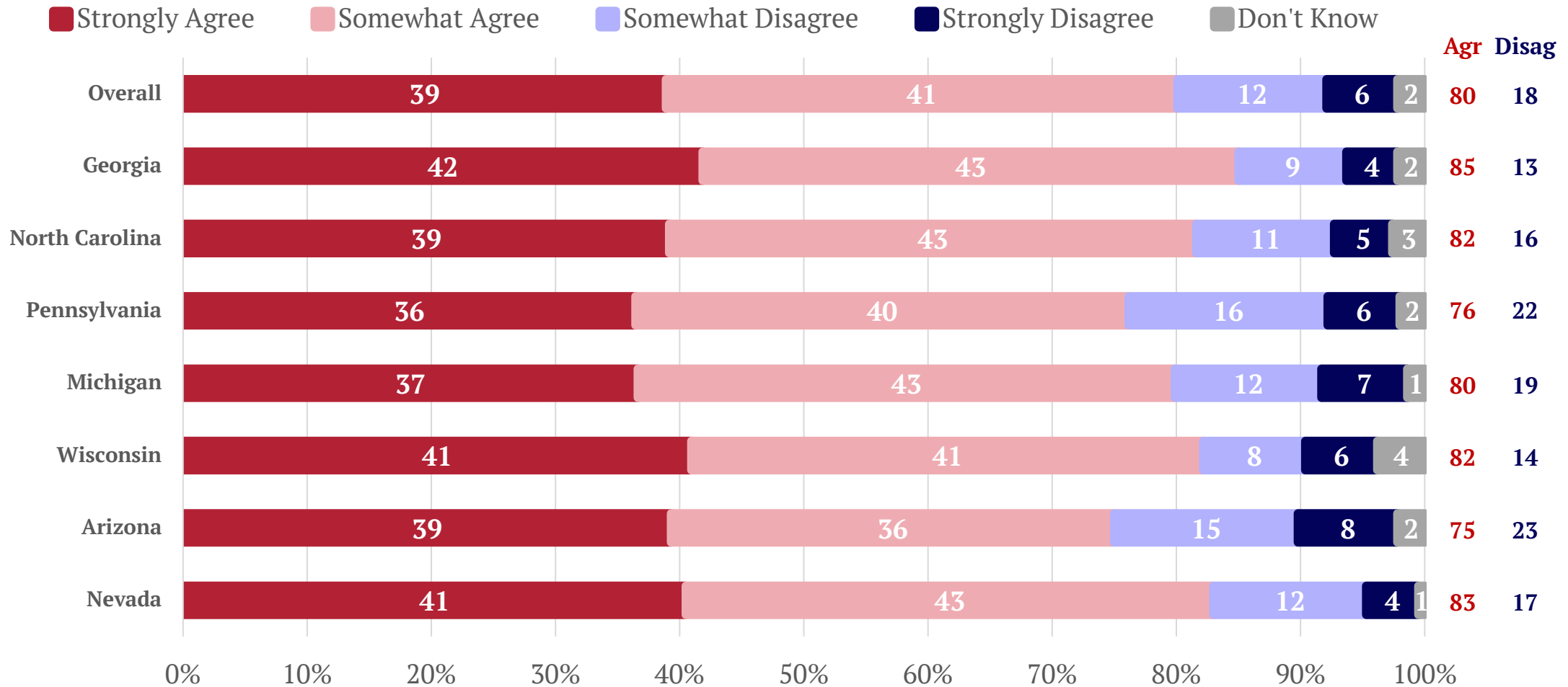


KEY TAKEAWAYS

- Battleground state voters overwhelmingly believe the country is on the wrong track and that the corrupt political system is a major obstacle to getting America moving in the right direction.
- Government waste, inflation, and division are most likely to be seen as the result of corruption by battleground state voters. There are significant differences by party.
- There is not much agreement on who is part of the corrupt political system.

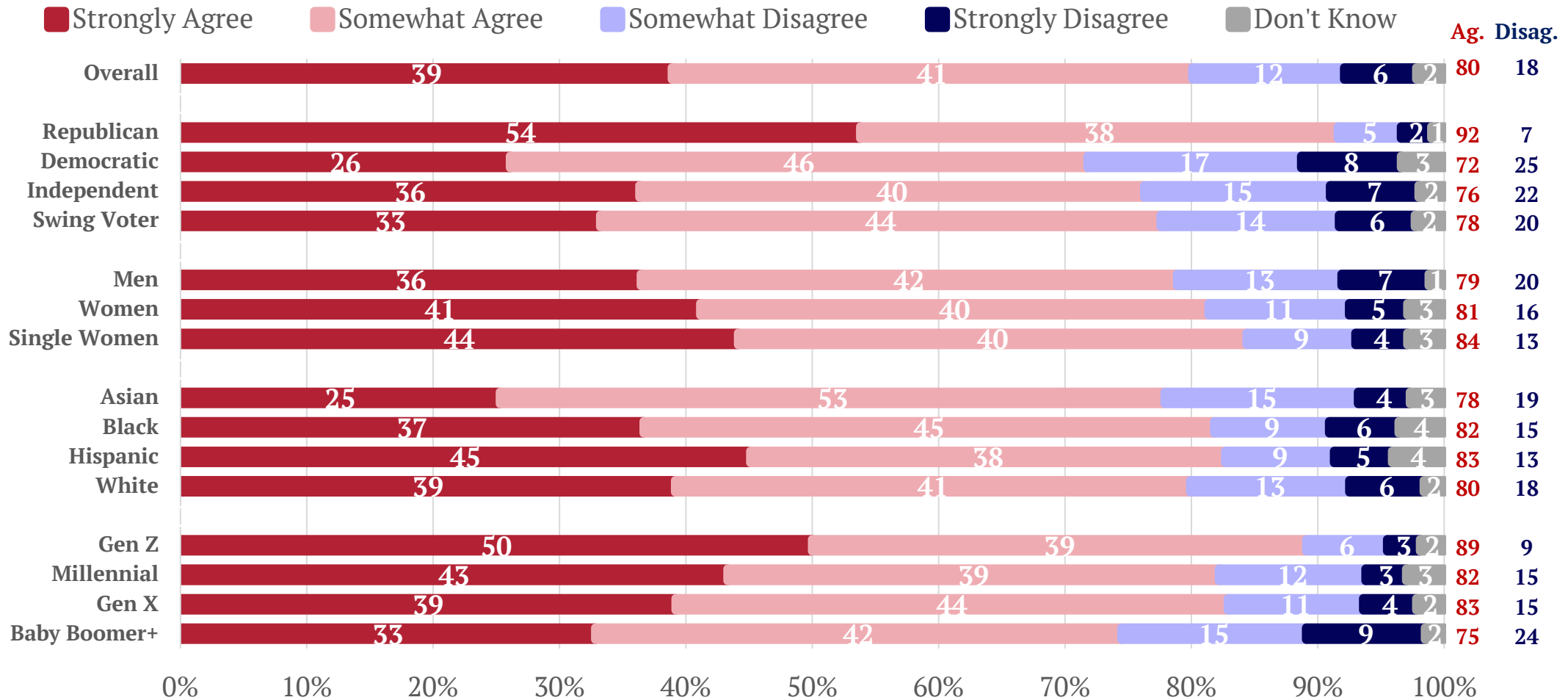
Overwhelming Agreement In All Battleground States That America Has a Corrupt Political System

Do you agree or disagree with the following statement? "We have a corrupt political system in America."



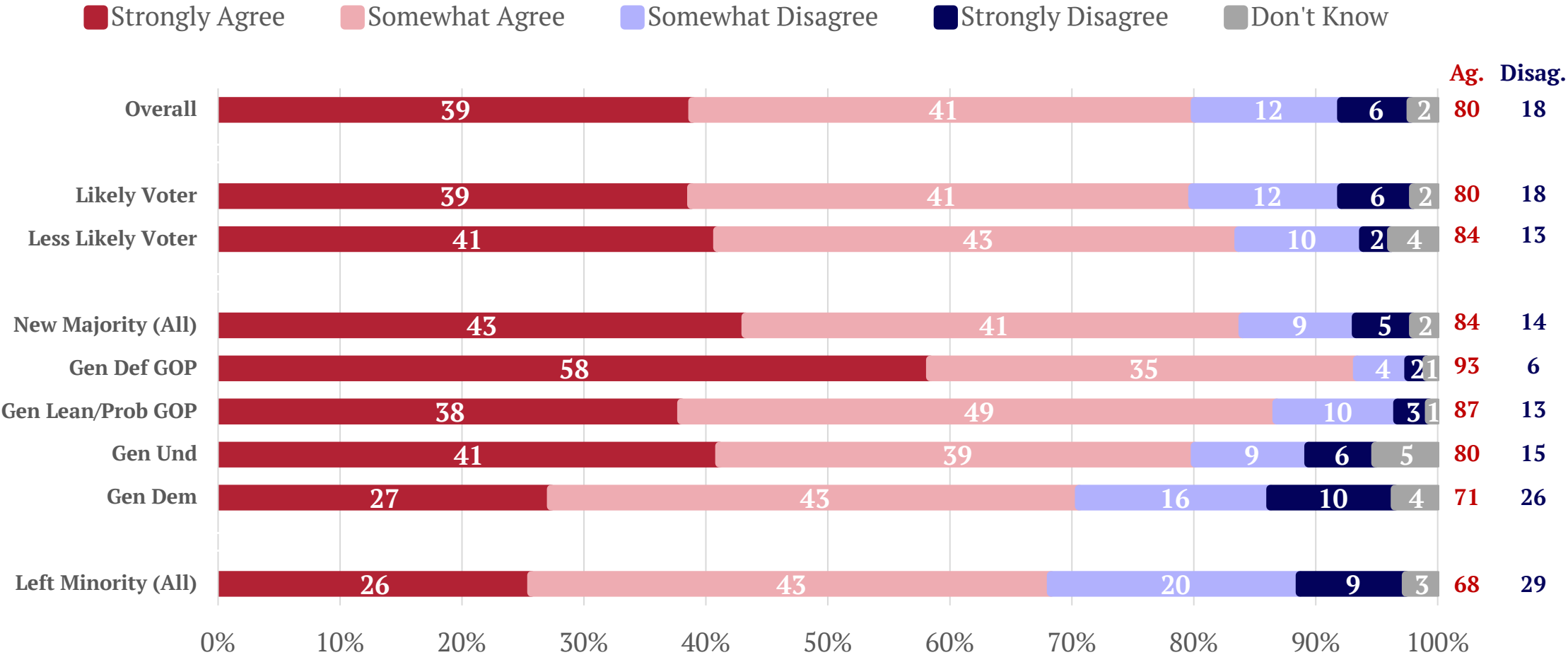
Large Majorities of All Voter Demographics Agree That America Has a Corrupt Political System

Do you agree or disagree with the following statement? "We have a corrupt political system in America."



More New Majority Battleground State Voters Agree America Has a Corrupt Political System

Do you agree or disagree with the following statement? "We have a corrupt political system in America."

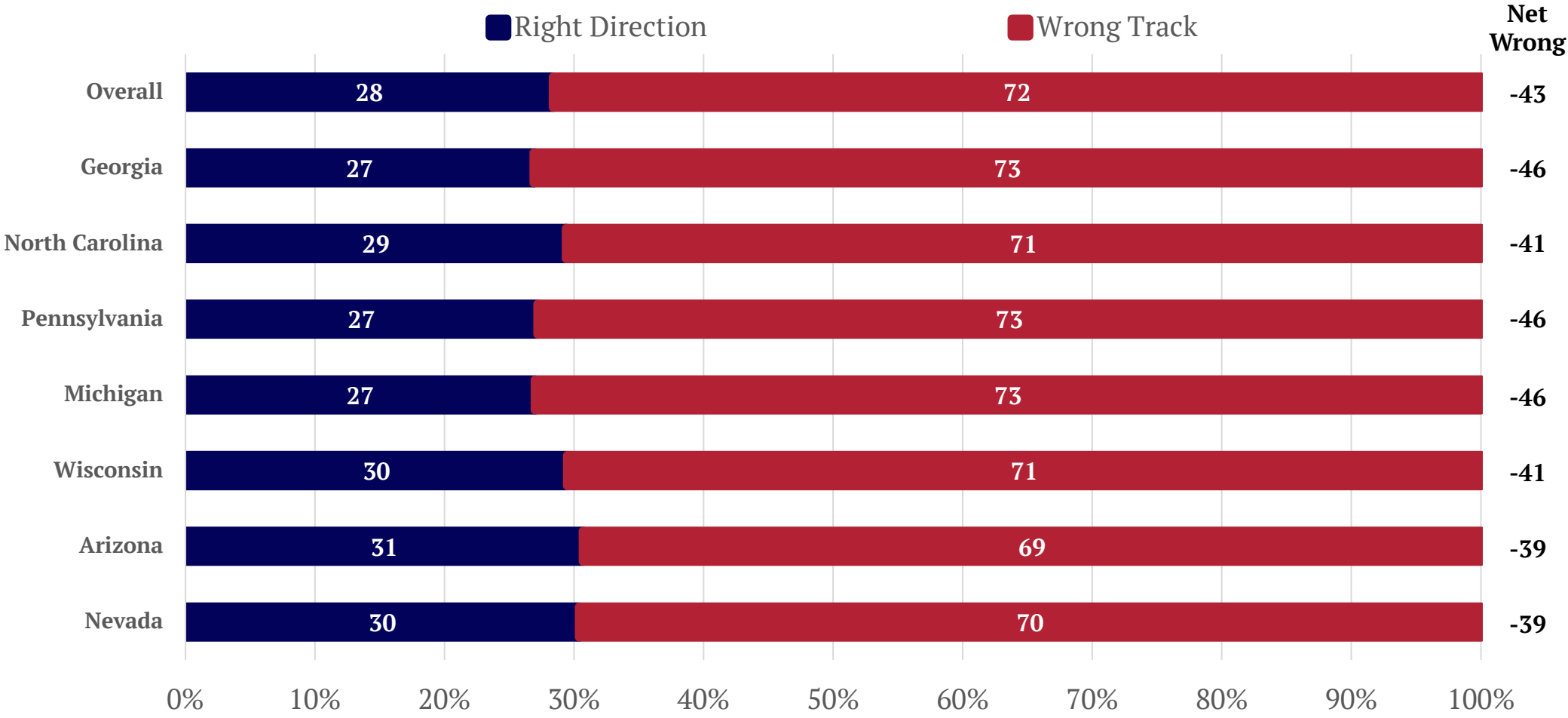


*New Majority voters are determined through a screener survey of statements, asking respondents to rank their agreement on a 0 to 10 scale, as well as the intensity of their approval of the president and party preference on the generic ballot.



Voters in Battleground States Overwhelmingly Believe the Country is on the Wrong Track

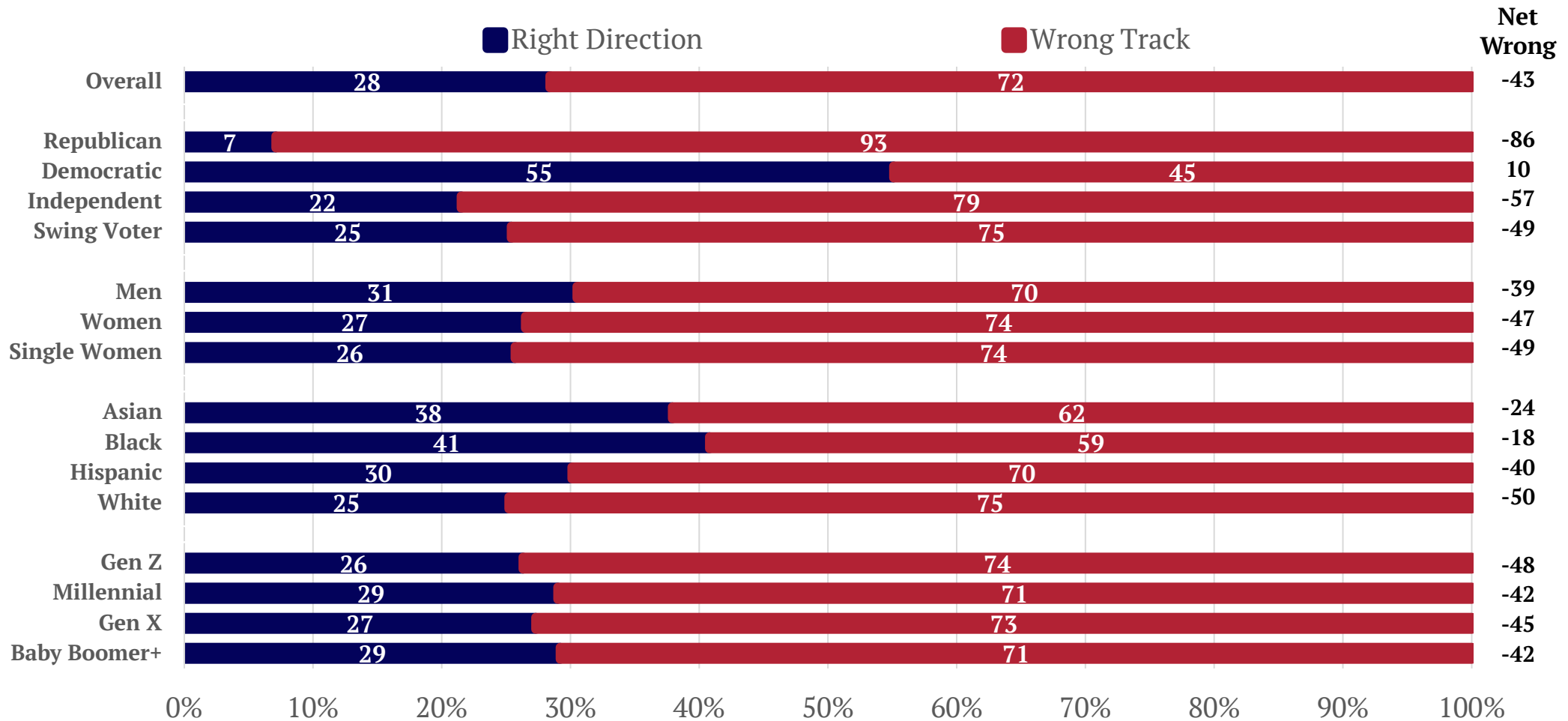
“Generally speaking, would you say things in the United States are going in the right direction, or have they gotten off on the wrong track?”



7-In-10 Say Country on the Wrong Track

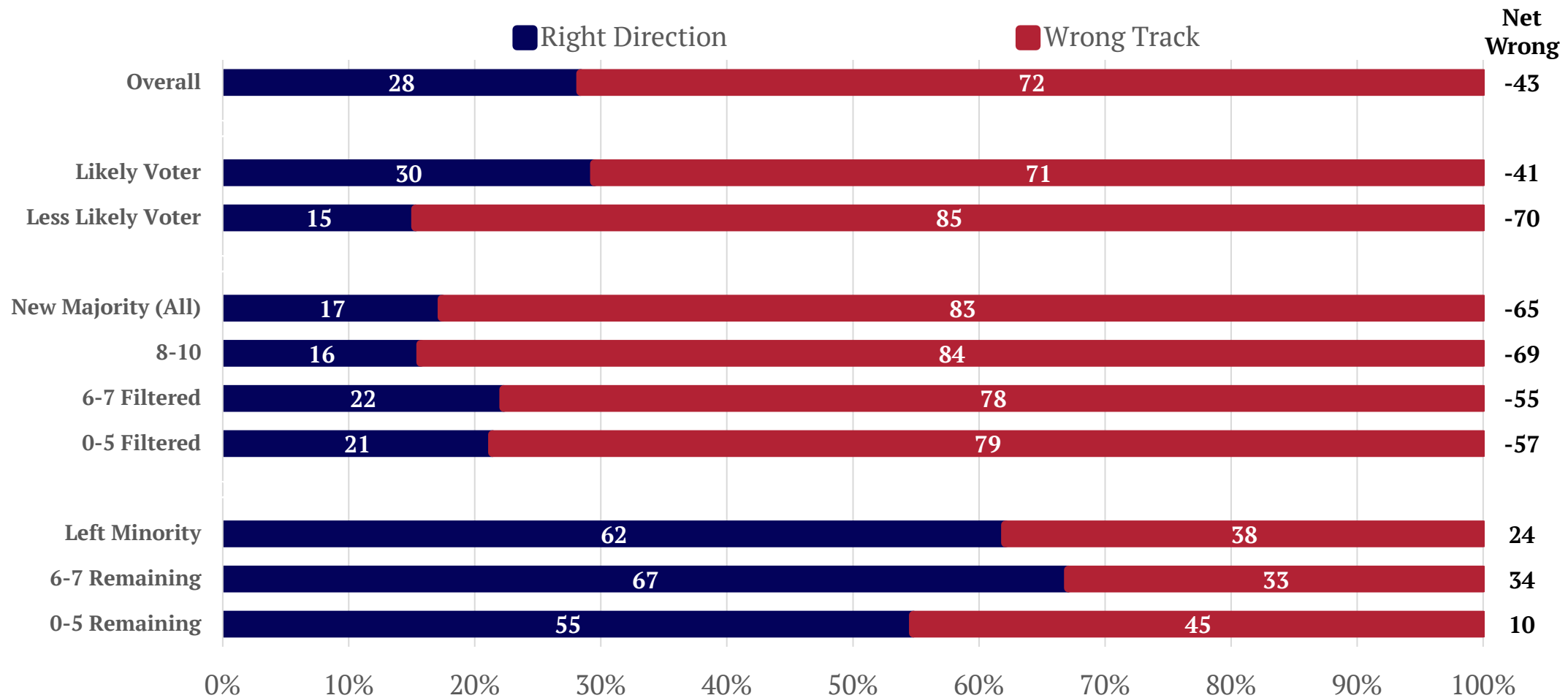
DEMOCRATS THE ONLY GROUP WITH MAJORITY SAYING USA MOVING IN RIGHT DIRECTION

“Generally speaking, would you say things in the United States are going in the right direction, or have they gotten off on the wrong track?”



New Majority Voters Overwhelmingly Believe the Country is on the Wrong Track

“Generally speaking, would you say things in the United States are going in the right direction, or have they gotten off on the wrong track?”

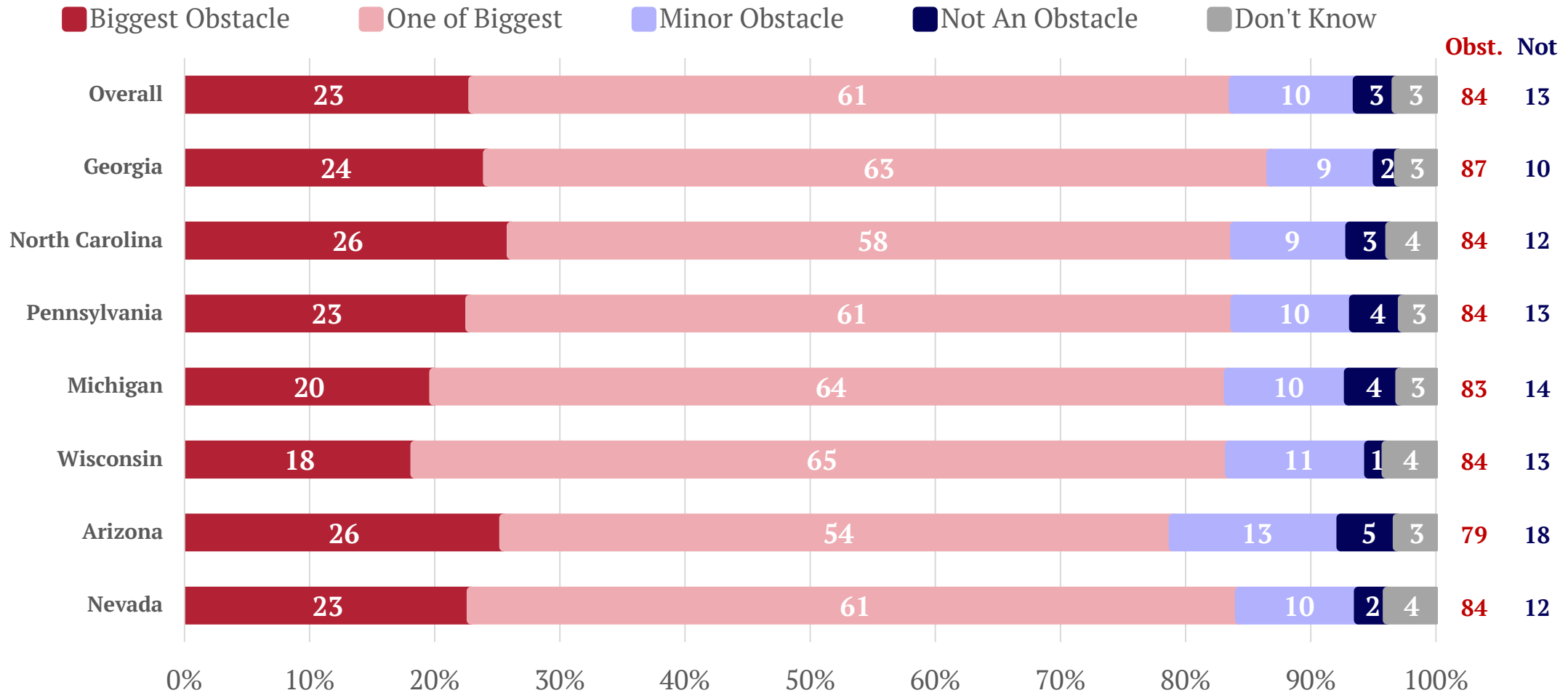


*New Majority voters are determined through a screener survey of statements, asking respondents to rank their agreement on a 0 to 10 scale, as well as the intensity of their approval of the president and party preference on the generic ballot.



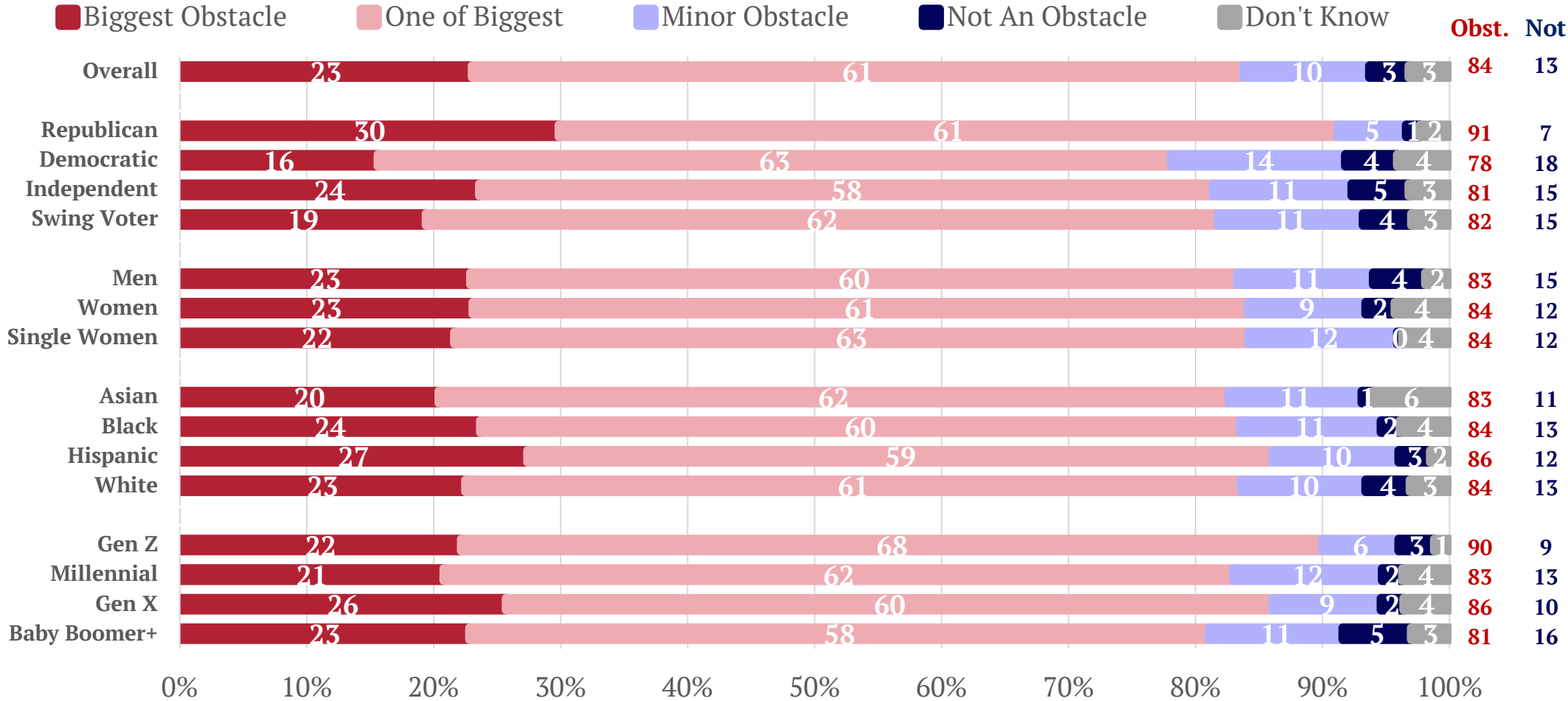
8-in-10 Battleground Voters Say Corruption is a Major Obstacle to America Moving in the Right Direction

“How big an obstacle is the corrupt political system to getting America moving in the right direction?”



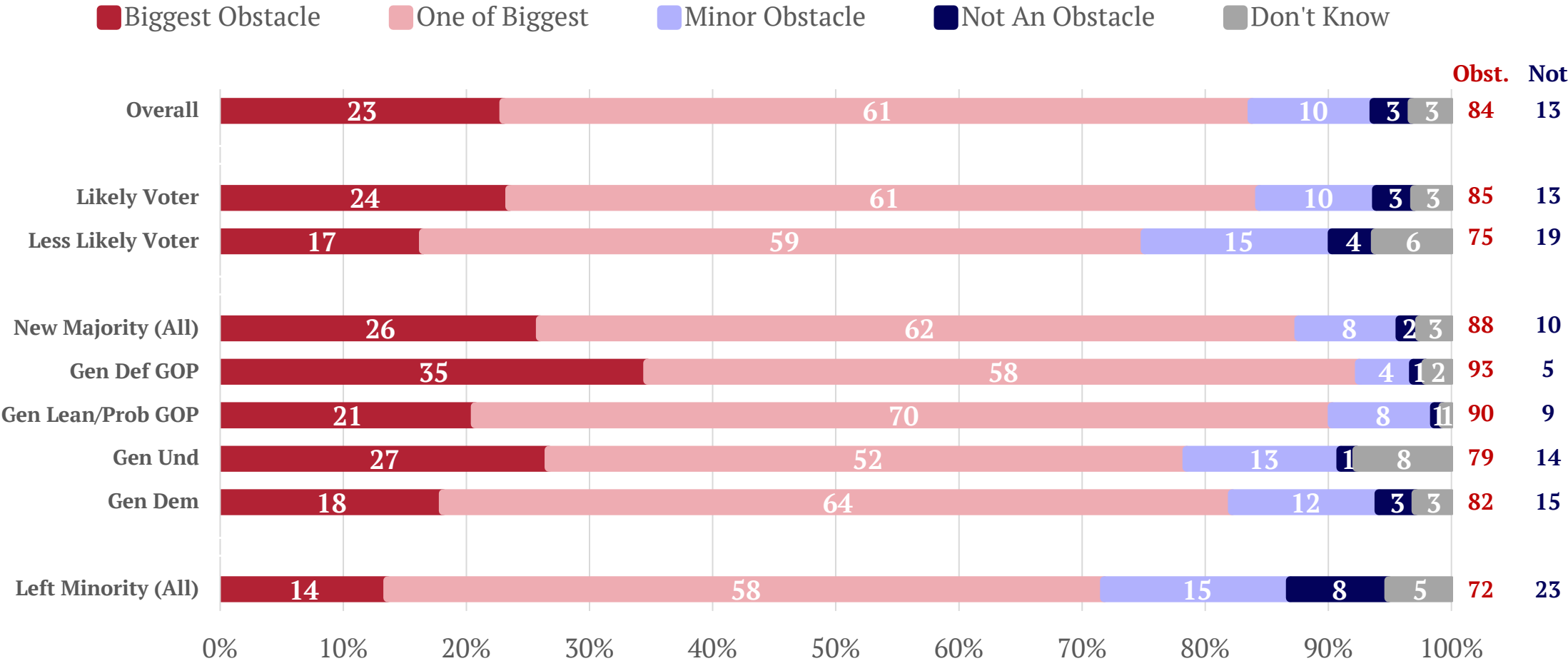
Battleground State Voters of All Demographics Agree That Corruption is a Major Obstacle

“How big an obstacle is the corrupt political system to getting America moving in the right direction?”



New Majority and Left Minority Both Say Corruption A Major Obstacle for United States

“How big an obstacle is the corrupt political system to getting America moving in the right direction?”



*New Majority voters are determined through a screener survey of statements, asking respondents to rank their agreement on a 0 to 10 scale, as well as the intensity of their approval of the president and party preference on the generic ballot.



Waste, Inflation and Division Most Likely To Be Seen As Result of Corruption in Battleground States

“From the following list, which of the following would you say are the result of a corrupt political system?” Please select all that apply.

	Overall	Nevada	Arizona	Wisconsin	Michigan	Penn	North Carolina	Georgia
Government Waste	59	60	61	68	62	53	54	60
Inflation/Rising Costs	57	59	58	59	57	57	58	55
Division/Discord in USA	52	55	55	58	54	51	47	50
Tax Breaks for the Rich	50	58	45	53	52	52	49	43
Cost of Health Care	46	53	50	48	43	45	42	49
Record of Ill. Immigration	46	44	50	46	47	47	44	46
Rising Crime	43	44	45	46	39	44	43	43
Tax Breaks/Corporations	42	44	40	44	46	45	33	44
Media Bias	41	46	45	42	44	39	33	44
Tax Code’s Complexity	41	50	44	48	43	38	38	37
...see Appendix for more								



Significant Differences by Party and Age On The Results of the Corrupt Political System

“From the following list, which of the following would you say are the result of a corrupt political system?” Please select all that apply.

	Overall		GOP	DEM	IND	Swing Voter		Men	Women	Single Women		Asian	Black	Hisp.	White		Gen Z	Millennial	Gen X	Baby Boomers+
Government Waste	59		68	45	65	60		59	59	52		45	36	45	65		42	51	63	66
Inflation/Rising Costs	57		71	44	57	55		54	60	57		42	53	57	59		57	60	59	54
Division/Discord in USA	52		58	43	56	56		51	53	45		32	34	50	57		40	44	54	60
Tax Breaks for the Rich	50		32	63	54	52		47	52	55		60	46	55	49		50	53	49	47
Cost of Health Care	46		47	43	51	48		45	48	52		49	37	45	48		53	48	50	41
Record of Ill. Immigration	46		72	22	45	47		47	46	38		45	23	41	52		30	40	50	52
Rising Crime	43		61	31	36	40		39	47	38		36	33	42	45		37	41	45	45
Tax Breaks/Corporations	42		26	53	48	44		41	43	46		37	40	48	42		41	47	42	39
Media Bias	41		57	22	46	43		41	42	35		26	23	37	45		32	37	43	46
Tax Code's Complexity	41		37	39	49	44		43	39	36		31	28	41	44		36	39	41	43
...see Appendix for more																				



New Majority and Left Minority Disagree On What Are the Top Results of Corruption

“From the following list, which of the following would you say are the result of a corrupt political system?” Please select all that apply.

	Overall	Likely Voter	Less Likely Voter	New Majority (All)	Gen Def GOP	Gen Lean/Prob GOP	Gen Und	Gen Dem	Left Minority (All)
Government Waste	59	60	49	63	73	62	62	50	46
Inflation/Rising Costs	57	57	58	64	74	62	64	51	37
Division/Discord in USA	52	54	32	54	61	48	53	48	47
Tax Breaks for the Rich	50	50	52	44	26	38	59	68	67
Cost of Health Care	46	46	50	47	46	48	50	47	45
Record of Ill. Immigration	46	47	37	58	77	59	51	33	10
Rising Crime	43	43	49	50	66	47	47	33	22
Tax Breaks/Corporations	42	42	41	36	23	29	52	54	60
Media Bias	41	42	28	47	64	49	45	25	22
Tax Code's Complexity	41	42	33	40	36	40	50	41	45
...see Appendix for more.									



Not Much Agreement On Who Are Part of the Corrupt Political System

“From the following list, what groups, organizations or people would you say are part of the corrupt political system?” Please select all that apply.

	Overall	Nevada	Arizona	Wisconsin	Michigan	Pennsylvania	North Carolina	Georgia
Lobbyists	51	54	52	56	51	50	50	49
The News Media	46	54	52	49	46	42	42	48
Large Corporations	46	55	48	48	47	47	40	44
MAGA Republicans	45	46	44	49	47	48	40	42
Left-Wing Radical DEMs	42	40	44	47	43	42	38	39
Health Care Industry	37	42	41	42	36	35	32	36
The Financial Industry	35	40	40	40	36	34	28	32
The Bureaucracy	32	37	33	37	32	28	29	35
Big Tech	32	33	39	37	30	32	29	29
Trad. DEM Politicians	28	29	29	31	32	30	25	24
Entertainment Industry	28	32	31	27	27	24	23	37
The FBI	27	30	35	28	28	25	23	28
Intelligence Agencies	27	33	34	28	24	24	20	31
Trad. GOP Politicians	27	29	28	32	28	24	23	27
Defense Contractors	22	28	28	22	20	20	20	23
Higher Education	21	24	30	23	18	20	15	23
Unions	18	24	21	20	17	15	15	20
Church/Rel. Institutions	18	23	23	17	20	18	13	14
Public School Systems	15	21	22	14	13	13	13	14
Small Business	3	4	1	2	1	2	5	4
Other	3	3	4	2	2	2	4	4



Independents & Swing Voters Most Likely to Identify Lobbyists As Part of the Corrupt Political System

“From the following list, what groups, organizations or people would you say are part of the corrupt political system?” Please select all that apply.

	Overall	GOP	DEM	IND	Swing Voter	Men	Women	Single Women	Asian	Black	Hisp.	White	Gen Z	Millennial	Gen X	Baby Boomers+
Lobbyists	51	49	43	63	56	55	47	42	41	32	45	55	34	38	54	62
The News Media	46	67	24	49	47	48	45	40	27	28	46	50	41	44	48	48
Large Corporations	46	35	51	53	50	44	48	56	35	37	54	47	50	54	49	37
MAGA Republicans	45	14	71	51	47	42	47	53	54	56	47	42	44	47	43	45
Left-Wing Radical DEMs	42	70	9	46	43	44	39	31	26	13	32	49	29	34	44	48
Health Care Industry	37	37	31	43	40	35	38	41	36	31	48	36	40	39	40	31
The Financial Industry	35	31	34	41	36	34	35	40	34	29	36	36	45	40	37	27
The Bureaucracy	32	41	22	35	35	34	31	29	25	23	37	34	35	32	34	31
Big Tech	32	38	22	38	35	33	31	32	22	18	31	35	29	32	35	30
Trad. DEM Politicians	28	47	11	27	26	30	27	24	31	15	26	31	26	27	32	27
Entertainment Industry	28	43	12	29	29	29	28	31	19	20	32	29	33	30	26	27
The FBI	27	42	12	29	25	31	25	28	8	20	32	29	32	30	23	28
Intelligence Agencies	27	37	15	28	26	29	25	24	16	20	29	28	28	29	25	25
Trad. GOP Politicians	27	13	38	30	26	28	25	31	20	32	33	25	28	30	28	22
Defense Contractors	22	20	19	28	25	28	17	20	27	13	24	23	16	22	24	22
Higher Education	21	29	10	25	21	23	20	19	14	14	22	22	23	21	18	23
Unions	18	26	6	22	20	21	15	12	21	9	18	20	13	13	18	23
Church/Rel. Institutions	18	10	21	23	19	18	18	25	25	15	27	17	30	26	15	10
Public School Systems	15	20	7	17	13	16	14	17	13	12	19	15	24	14	12	15
Small Business	3	2	3	3	3	3	3	5	3	7	5	2	8	4	3	1
Other	3	2	3	4	4	3	3	2	3	2	3	3	2	3	3	4



New Majority and Left Minority Voters Disagree on News Media's Place in Corrupt Political System

“From the following list, what groups, organizations or people would you say are part of the corrupt political system?” Please select all that apply.

	Overall	Likely Voter	Less Likely Voter	New Majority (All)	Gen Def GOP	Gen Lean/Prob GOP	Gen Und	Gen Dem	Left Minority (All)
Lobbyists	51	53	29	50	51	59	51	42	53
The News Media	46	47	43	54	73	58	45	27	23
Large Corporations	46	46	49	43	32	46	56	52	56
MAGA Republicans	45	45	38	34	10	22	47	73	77
Left-Wing Radical DEMs	42	43	29	53	79	58	47	16	7
Health Care Industry	37	37	36	37	38	42	42	31	35
The Financial Industry	35	35	35	33	32	32	37	34	39
The Bureaucracy	32	32	32	37	42	41	39	27	16
Big Tech	32	32	29	35	40	41	36	22	24
Trad. DEM Politicians	28	29	22	34	50	37	28	12	10
Entertainment Industry	28	28	27	34	47	35	31	17	10
The FBI	27	28	25	33	48	34	26	13	11
Intelligence Agencies	27	26	30	31	40	35	28	16	13
Trad. GOP Politicians	27	27	27	23	12	23	31	37	37
Defense Contractors	22	22	19	21	21	24	24	18	25
Higher Education	21	21	20	26	35	28	22	13	7
Unions	18	18	13	22	29	29	17	10	5
Church/Rel. Institutions	18	17	20	14	8	18	17	20	28
Public School Systems	15	15	14	18	26	18	11	8	6
Small Business	3	2	6	3	1	4	3	3	3
Other	3	3	3	2	2	1	7	2	4



Budget, Election Integrity and Lobbying Reform Seen As Most Important in Battleground States

“Which TWO of the following reforms would be most important to reforming the corrupt political system?”

	Overall	Nevada	Arizona	Wisconsin	Michigan	Pennsylvania	North Carolina	Georgia
Budget Reform	35	29	33	36	29	37	39	40
Election Integrity Reform	32	37	31	25	34	29	35	31
Lobbying Reform	28	31	27	34	27	29	24	29
Campaign Finance Reform	28	32	29	35	29	31	23	24
Media Reform	27	22	27	24	30	28	27	30
Tax Code Simplification	17	16	18	18	18	20	16	15
Redistricting Reform	16	16	18	15	17	17	19	11
Civil Service Reform	8	8	8	9	9	6	9	11
Academic Reform	5	8	6	4	5	3	7	6
Other	2	2	4	1	2	2	1	4



Independents and Swing Voters Prioritize Budget and Lobbying Reform

“Which TWO of the following reforms would be most important to reforming the corrupt political system?”

	Overall		GOP	DEM	IND	Swing Voter		Men	Women	Single Women		Asian	Black	Hisp.	White		Gen Z	Millennial	Gen X	Baby Boomers+
Budget Reform	35		42	33	30	34		33	38	39		39	37	40	35	-	39	38	35	33
Election Integrity Reform	32		43	26	25	27		30	33	29		24	29	32	32		29	31	31	32
Lobbying Reform	28		21	30	35	33		30	27	25		41	23	22	30		24	24	34	29
Campaign Finance Reform	28		22	32	32	31		30	27	27		22	23	20	31		23	23	26	35
Media Reform	27		41	16	26	25		26	29	28		16	21	31	29		25	27	25	30
Tax Code Simplification	17		11	23	17	17		17	18	18		31	22	23	16		22	20	19	13
Redistricting Reform	16		7	25	17	18		17	16	18		17	21	13	15		17	14	17	17
Civil Service Reform	8		8	8	9	9		11	6	10		5	15	8	7		15	13	6	6
Academic Reform	5		5	5	5	5		5	6	5		6	8	9	4		7	8	4	3
Other	2		2	2	4	2		2	2	3		1	2	2	2		0	3	2	2



New Majority Prioritizes Budget & Media Reform, Left Minority Prioritizes Lobbying & Campaign Finance Reform

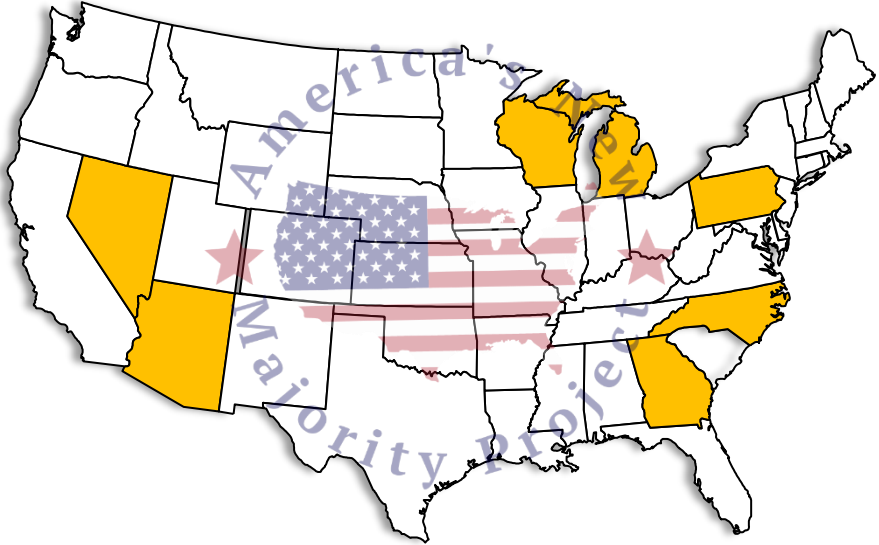
“Which TWO of the following reforms would be most important to reforming the corrupt political system?”

	Overall	Likely Voter	Less Likely Voter	New Majority (All)	Gen Def GOP	Gen Lean/Prob GOP	Gen Und	Gen Dem	Left Minority (All)
Budget Reform	35	35	43	39	39	41	39	38	23
Election Integrity Reform	32	32	27	35	46	33	23	24	22
Lobbying Reform	28	29	21	26	20	27	32	32	35
Campaign Finance Reform	28	29	19	24	19	25	27	30	41
Media Reform	27	28	22	31	45	31	26	16	15
Tax Code Simplification	17	17	22	17	10	14	20	26	20
Redistricting Reform	16	16	17	10	6	10	10	17	33
Civil Service Reform	8	8	15	10	8	11	12	9	5
Academic Reform	5	5	11	6	5	6	8	6	3
Other	2	2	3	2	2	3	4	1	3



Methodology

Mclaughlin & Associates partnered with Gingrich360 to conduct a battleground survey for America’s New Majority Project. This battleground survey was conducted among 2,100 registered voters between September 17-20, 2024. A 300 sample was conducted in each state: Arizona, Georgia, Michigan, Nevada, North Carolina, Pennsylvania, and Wisconsin.



All interviews were conducted online. Survey invitations were distributed randomly within predetermined geographic units. These units were structured to correlate with actual general election turnout. The seven-state battleground sample is weighted to correlate with electoral college vote proportions.

The sample of 2,100 registered voters has an accuracy of +/- 2.1% at a 95% confidence interval. The numbers in this presentation have been rounded and may not equal 100%.

Arizona	12%
Georgia	17%
Michigan	16%
Nevada	7%
North Carolina	17%
Pennsylvania	20%
Wisconsin	11%

18-24	5%
25-34	17%
35-44	16%
45-54	18%
55-64	19%
65+	26%

Male	47%
Female	53%

Democratic	36%
Republican	36%
Independent	28%

White	74%
Hispanic	7%
Black	14%
Asian	2%
Other	2%

Less/4yr College	60%
Bachelor's/P.G	40%



Appendix – Corrupt Political System

“From the following list, which of the following would you say are the result of a corrupt political system?” Please select all that apply.

	Overall	Nevada	Arizona	Wisconsin	Michigan	Pennsylvania	North Carolina	Georgia
Government Waste	59	60	61	68	62	53	54	60
Inflation/Rising Costs	57	59	58	59	57	57	58	55
Division/Discord in USA	52	55	55	58	54	51	47	50
Tax Breaks for the Rich	50	58	45	53	52	52	49	43
Cost of Health Care	46	53	50	48	43	45	42	49
Record of Ill. Immigration	46	44	50	46	47	47	44	46
Rising Crime	43	44	45	46	39	44	43	43
Tax Breaks/Corporations	42	44	40	44	46	45	33	44
Media Bias	41	46	45	42	44	39	33	44
Tax Code’s Complexity	41	50	44	48	43	38	38	37
U.S. Jobs Going Overseas	37	34	36	42	38	35	35	37
Poor Performing Schools	34	44	37	35	30	31	34	36
U.S. Engaged/Endless War	34	34	34	35	34	33	30	39
Harris Becoming Nominee	33	29	36	33	36	30	31	36
Cost of Higher Education	32	36	36	33	31	31	31	30
Donald Trump/GOP Nom.	32	33	35	37	28	31	32	31
Prosecution of Trump	31	30	34	35	31	29	30	32
The Mental Health Crisis	30	35	32	25	28	28	30	34
Transgender Women/Sports	27	25	28	31	24	27	25	31
Foreign Aid	23	24	22	24	24	24	21	20
Online Censorship	22	25	26	21	22	21	17	25
U.S. Support for Ukraine	17	18	21	17	16	19	17	15
Subsidies/Key Industries	16	14	21	19	16	16	13	14
U.S. Support for Israel	13	14	14	12	15	15	11	13
Other	3	4	5	2	2	4	3	2



CORRUPT POLITICAL SYSTEM - STANDARD TABS

“From the following list, which of the following would you say are the result of a corrupt political system?” Please select all that apply.

	Overall		GOP	DEM	IND	Swing Voter		Men	Women	Single Women		Asian	Black	Hisp.	White		Gen Z	Mill Ennial	Gen X	Baby Boomers+
Government Waste	59		68	45	65	60		59	59	52		45	36	45	65		42	51	63	66
Inflation/Rising Costs	57		71	44	57	55		54	60	57		42	53	57	59		57	60	59	54
Division/Discord in USA	52		58	43	56	56		51	53	45		32	34	50	57		40	44	54	60
Tax Breaks for the Rich	50		32	63	54	52		47	52	55		60	46	55	49		50	53	49	47
Cost of Health Care	46		47	43	51	48		45	48	52		49	37	45	48		53	48	50	41
Record of Ill. Immigration	46		72	22	45	47		47	46	38		45	23	41	52		30	40	50	52
Rising Crime	43		61	31	36	40		39	47	38		36	33	42	45		37	41	45	45
Tax Breaks/Corporations	42		26	53	48	44		41	43	46		37	40	48	42		41	47	42	39
Media Bias	41		57	22	46	43		41	42	35		26	23	37	45		32	37	43	46
Tax Code's Complexity	41		37	39	49	44		43	39	36		31	28	41	44		36	39	41	43
U.S. Jobs Going Overseas	37		48	30	31	35		36	37	32		25	27	38	39		27	33	40	39
Poor Performing Schools	34		42	24	37	34		33	35	33		24	27	40	35		39	30	38	33
U.S. Engaged/Endless War	34		39	26	39	35		32	36	37		23	27	37	35		33	37	37	29
Harris Becoming Nominee	33		63	6	29	30		35	31	24		18	14	24	38		20	29	33	39
Cost of Higher Education	32		34	29	33	32		31	33	36		21	32	36	31		42	36	33	26
Donald Trump/GOP Nom.	32		7	54	36	30		30	33	37		32	41	34	30		25	31	31	34
Prosecution of Trump	31		51	14	28	28		33	30	23		19	18	24	35		20	24	32	39
The Mental Health Crisis	30		32	27	29	28		24	35	37		18	24	41	30		40	35	33	21
Transgender Women/Sports	27		49	8	24	25		28	27	21		17	13	24	31		13	22	30	33
Foreign Aid	23		32	14	21	22		23	23	20		24	15	23	24		15	22	23	24
Online Censorship	22		33	9	25	23		24	21	18		13	10	26	24		19	21	23	24
U.S. Support for Ukraine	17		26	10	16	16		17	18	19		12	14	20	17		15	20	20	14
Subsidies/Key Industries	16		20	10	19	17		18	14	14		13	8	15	18		8	14	19	17
U.S. Support for Israel	13		12	14	14	13		14	13	17		13	15	21	12		24	19	12	7
Other	3		2	2	5	3		3	3	2		3	1	3	3		3	1	3	4



CORRUPT POLITICAL SYSTEM - CUSTOM TABS

“From the following list, which of the following would you say are the result of a corrupt political system?” Please select all that apply.

	Overall	Likely Voter	Less Likely Voter	New Majority (All)	Gen Def GOP	Gen Lean/Prob GOP	Gen Und	Gen Dem	Left Minority (All)
Government Waste	59	60	49	63	73	62	62	50	46
Inflation/Rising Costs	57	57	58	64	74	62	64	51	37
Division/Discord in USA	52	54	32	54	61	48	53	48	47
Tax Breaks for the Rich	50	50	52	44	26	38	59	68	67
Cost of Health Care	46	46	50	47	46	48	50	47	45
Record of Ill. Immigration	46	47	37	58	77	59	51	33	10
Rising Crime	43	43	49	50	66	47	47	33	22
Tax Breaks/Corporations	42	42	41	36	23	29	52	54	60
Media Bias	41	42	28	47	64	49	45	25	22
Tax Code's Complexity	41	42	33	40	36	40	50	41	45
U.S. Jobs Going Overseas	37	37	33	41	50	36	42	32	24
Poor Performing Schools	34	34	32	37	46	36	45	23	24
U.S. Engaged/Endless War	34	34	40	38	38	41	49	31	23
Harris Becoming Nominee	33	34	19	43	71	47	30	4	3
Cost of Higher Education	32	32	35	34	34	31	44	31	26
Donald Trump/GOP Nom.	32	32	28	22	4	10	35	53	61
Prosecution of Trump	31	32	18	39	61	34	27	16	8
The Mental Health Crisis	30	29	39	31	32	29	34	29	27
Transgender Women/Sports	27	28	19	34	54	33	28	10	6
Foreign Aid	23	23	18	27	33	30	32	14	9
Online Censorship	22	23	18	27	39	26	30	9	9
U.S. Support for Ukraine	17	17	20	21	26	25	18	11	7
Subsidies/Key Industries	16	16	13	18	21	20	18	12	10
U.S. Support for Israel	13	13	19	13	10	18	18	12	13
Other	3	3	1	3	3	3	3	2	4

